


TRANSMISSION CORPORATION OF
ANDHRA PRADESH LIMITED
(An ISO 9001 : 2008)



ANNUAL STATEMENT OF ACCOUNTS
2018 -19

Electricity Saved is Electricity Generated

Transmission Corporation of Andhra Pradesh Limited
Balance Sheet As at 31 March 2019

In lakhs of INR

Particulars	Note No.	As at 31 March 2019	As at 31 March 2018
Assets			
Non-current assets			
Property, plant and equipment	2	8,46,656.08	6,90,492.38
Capital work-in-progress	2	1,96,527.93	2,17,854.23
Other Intangible Assets	2	1,884.61	1,759.76
Financial assets			
(i) Investments	3	12,644.42	7,996.39
(ii) Loans	4	48,191.75	52,741.77
(iii) Others	5	-	1,090.91
Other non-current assets	6	9,257.70	9,216.29
Total non-current assets		11,15,162.49	9,81,151.73
Current assets			
Inventories	7	12,914.34	14,544.65
Financial assets			
(i) Trade receivables	8	41,318.84	13,000.41
(ii) Cash and cash equivalents	9A	32,223.40	21,474.50
(iii) Bank Balances in FDs	9B	1,090.91	519.72
(iv) Loans	4A	1,00,000.00	-
Current tax assets (net)	10	16,775.41	11,875.26
Other Current assets	11	32,037.55	5,359.04
Total current assets		2,36,360.45	66,773.58
Total assets		13,51,522.95	10,47,925.31
Equity and liabilities			
Equity			
Equity share capital	12A	45,443.97	45,443.97
Other equity	12B	2,60,635.45	2,40,101.99
Total equity		3,06,079.42	2,85,545.96
Grants	13	1,10,795.66	91,071.57
Liabilities			
Non-current liabilities			
Financial liabilities			
Borrowings	14	5,34,298.77	4,44,272.21
Provisions for Employee Benefits	15	35,245.03	25,190.62
Deferred tax liabilities (net)	16	13,884.03	14,359.62
Other non-current liabilities	17	11,528.40	12,836.56
Total non-current liabilities		5,94,956.23	4,96,659.01
Current liabilities			
Financial liabilities			
i) Borrowings	14A	1,05,169.50	-
i) Trade Payables	18	46,312.13	24,722.85
ii) Other Financial Liabilities	19	1,71,783.71	1,28,069.91
Other current liabilities	17A	15,127.45	21,576.73
Provisions	20	1,298.85	279.28
Total current liabilities		3,39,691.64	1,74,648.77
Total liabilities		9,34,647.87	6,71,307.78
Total equity and liabilities		13,51,522.95	10,47,925.31

Significant Accounting Policies 1
Accompanying notes to the Financial Statements 23-57
As per our report of even date
For Nataraja Iyer & Co
Chartered Accountants

For and on behalf of the Board of Directors

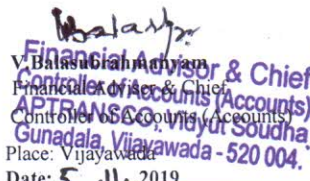


E. Sri Ranganath
Partner






Dr. Srikant Nagulapalli
Chairman & Managing Director
Chairman & Managing Director
APTRANSCO, Vidyut Soudha,
VIJAYAWADA - 520 004.


V. Balasubrahmanyam
Financial Advisor & Chief
Controller of Accounts (Accounts)
APTRANSCO, Vidyut Soudha,
Gunadala, Vijayawada - 520 004.

Place: Vijayawada
Date: 5.11.2019



K.V.N. Chakradhar Babu.
Joint Managing Director
(Fin., Control, HR, IT & IT) &
Chief Financial Officer (CFO)
APTRANSCO


M. Karunakar Reddy
Company Secretary

Company Secretary
APTRANSCO, VIDYUT SOUDHA,
GUNADALA, VIJAYAWADA-520004.

Place: Vijayawada
Date: 06.11.2019

Transmission Corporation of Andhra Pradesh Limited
Statement of changes in equity for the year ended 31 March 2019

A. Equity share capital

In lakhs of INR

	Amount		Amount
As at 31st March 2018	45,443.97	As at 31st March 2017	45,443.97
As at 31st Oct 2018	45,443.97	As at 31st March 2018	45,443.97

B. Other Equity

In lakhs of INR

Particulars	Balance at the beginning of the reporting period	Total Comprehensive Income for the Year	Transfer to/ (from) Retained Earnings	Transfer to/ (from) Other Reserve	Balance at the end of the reporting period
As at 31st March, 2018					
Reserves and Surplus					
Retained Earnings	1,13,803.99	(3,958.68)	3,742.38	1,691.44	1,15,279.13
Contingency Reserve	2,336.54	-	-	318.90	2,655.44
Other Reserves	1,24,805.56	-	-	(7,189.88)	1,17,615.68
Other Comprehensive Income	(3,958.68)	4,551.73	3,958.68	-	4,551.73
Total	2,36,987.41	593.05	7,701.06	(5,179.54)	2,40,101.98
As at 31st March, 2019					
Reserves and Surplus					
Retained Earnings	1,15,279.13	4,503.20	6,961.24	16,094.27	1,42,837.84
Contingency Reserve	2,655.44	-	-	346.50	3,001.94
Other Reserves	1,17,615.68	-	-	1,975.01	1,19,590.69
Other Comprehensive Income	4,551.73	(4,843.55)	(4,503.20)	-	(4,795.02)
Total	2,40,101.98	(340.35)	2,458.04	18,415.78	2,60,635.45

As per our report of even date attached to the Balance Sheet

For Nataraja Iyer & Co
Chartered Accountants

E.Sri Ranganath
Partner



Place: Vijayawada

Date: 05.11.2019

Dr. Srikant Nagulapalli
Chairman & Managing Director

Chairman & Managing Director
APTRANSCO, Vidut Soudha,
VIJAYAWADA - 520 004.

V. Balasubrahmanyam
Financial Adviser & Chief Controller
of Accounts (Accounts)
Controller of Accounts (Accounts)
APTRANSCO, Vidut Soudha,
Gunadala, Vijayawada - 520 004.

Date: 5.11.2019

K. M. S. Chakraborty
Joint Managing Director
(Fin. Comm., HRD & IT) &
Chief Financial Officer (CFO)
APTRANSCO
M. Karunakar Reddy
Company Secretary
Company Secretary
APTRANSCO, VIDYUT SOUDHA,
GUNADALA, VIJAYAWADA-520004.

Transmission Corporation of Andhra Pradesh Limited
Statement of Profit and Loss
For the year ended 31 March 2019

In lakhs of INR

Particulars	Note No.	For the year ended 31 March 2019	For the year ended 31 March 2018
Revenues			
Revenue from operations	21	1,57,674.85	1,43,271.09
Other income	22	20,361.30	10,348.75
Total income		1,78,036.15	1,53,619.84
Expenses			
Employee benefits expense	23	44,436.56	36,258.51
Finance costs	24	37,591.05	31,649.19
Depreciation and Amortisation Expenses	25	60,754.66	52,015.37
Operating and other expenses	26	28,576.41	21,436.94
Total expenses		1,71,358.68	1,41,360.01
Profit before Exceptional Item & income tax		6,677.47	12,259.83
Exceptional Item	22A	(139.67)	63.46
Profit before Income tax		6,537.80	12,323.29
Current tax		(454.14)	(3,592.11)
Mat credit entitlement		454.14	1,389.20
Deferred tax (charge)/credit		423.44	(6,378.00)
Income tax expense	27	423.44	(8,580.91)
Profit for the year		6,961.24	3,742.38
Other Comprehensive Income			
(i) Items that will not be reclassified to profit or loss			
Remeasurement of defined Benefit liability (Net of Tax)		(4,435.27)	4,503.20
Equity Instruments (Net of Tax)		(408.28)	48.53
Total Other comprehensive income for the year, net of income tax		(4,843.55)	4551.73
Total comprehensive income for the year		2,117.69	8,294.11
Earnings per equity share - par value of INR 10 per share			
Basic (Amount in INR)	32	1.53	0.82
Diluted	32	1.53	0.82

Significant Accounting Policies

Accompanying notes to the Financial Statements

1

23-57

For and on behalf of the Board of Directors

As per our report of even date attached to the Balance sheet

For Nataraja Iyer & Co
Chartered Accountants

E.Sri Ranganath
Partner



Place: Vijayawada
Date: 08.11.2019

Dr. Srikant Nagulapalli
Chairman & Managing Director

Chairman & Managing Director
APTRANSCO, Vidyut Soudha,
VIJAYAWADA - 520 004.

V. Balasubrahmanyam
Financial Advisor & Chief
Controller of Accounts (Accounts)
Controller of Accounts (Accounts)
APTRANSCO, Vidyut Soudha,
Gunadala, Vijayawada - 520 004.

Place: Vijayawada
Date: 5.11.2019

Joint Managing Director
(Fin., Comm, HRD, ITC & IT) &
Chief Financial Officer (CFO)
APTRANSCO

M. Karunakar Reddy
Company Secretary

Company Secretary
APTRANSCO, VIDYUT SOUDHA,
GUNADALA, VIJAYAWADA - 520 004.

