

- NOTE: 1. DRAWING APPROVAL SUBJECT TO VALID TYPE TEST
REPORTS, TO BE CHECKED DURING ACCEPTANCE TESTS
2. FOR EPC CONTRACTS ONLY



Drawing approval subject to valid vendor registration

Amara Raja Power Systems Limited, Tirupati

DRAWINGS FOR APPROVAL

RATING : 220VDC/10A FLOAT CHARGER AND
220VDC/16A FLOAT CUM BOOST CHARGER
WITH DC DISTRIBUTION BOARD
(Suitable for 220V/100AH VRLA/NVRLA Battery
of 110 Cells)

CUSTOMER : M/s APTRANSCO

PROJECT : As Applicable to M/s APTRANSCO

P. O. NO. : As Applicable

SAP. NO. : --

Line. NO. : --

**Chief Engineer/Projects
APTRANSCO/VS/Vijayawada.**

Manufacturer : **AMARA RAJA POWER SYSTEMS LIMITED**
Renigunta - Kadapa Road, Karakambadi – 517520
Tirupati, Andhra Pradesh, India
Ph:0877-2265000.

REV.0

- NOTE: 1. DRAWING APPROVAL SUBJECT TO VALID TYPE TEST REPORTS, TO BE CHECKED DURING ACCEPTANCE TESTS
2. FOR EPC CONTRACTS ONLY

TABLE OF CONTENTS

SL. NO.	DESCRIPTION
1.	GENERAL DESCRIPTION
2.	TECHNICAL SPECIFICATION Drawing approval subject to valid vendor registration
3.	CHARGER THEORY
4.	GUARANTEED TECHNICAL PARTICULARS
5.	AMARA RAJA SUB VENDOR LIST
6.	FUNCTIONAL BLOCK DIAHRAM
7.	SCHEMATIC DRAWINGS
8.	BILL OF MATERIALS
9.	DIMENSIONAL DRAWINGS Chief Engineer/Projects APTRANSCO/VS/Vijayawada.

SPECIAL NOTE

**DRAWINGS/DOCUMENTS MAY UNDERGO FEW CHANGES/
MODIFICATIONS DURING DETAILED ENGINEERING STAGE
WHICH DOESN'T AFFECT THE CUSTOMER REQUIREMENT**

REPORTS, TO BE CHECKED DURING ACCEPTANCE TESTS

2. FOR EPC CONTRACTS ONLY

GENERAL DESCRIPTION

The Battery Charger is for charging the Battery in various modes and at the same time to meet the Load requirement. The system consists of two Battery Chargers (Float and Float cum Boost Chargers) with interlocking contactor circuit. Each Battery Charger consists of Double Wound Charger Input Transformer, Rectifier Bridge Circuit, Filter Circuit, Common Alarm Indicator and Interlocking Circuit.

During normal operation, the Mode Selector Switch remains in AUTO position where the Float Charger Supplies Load current and Battery Trickle charging requirement and the Float cum Boost Charger remains in OFF condition. Whenever the Battery requires Boost charging, the same can be selected by through the AUTO/FLOAT/BOOST Selector Switch to BOOST mode in Float cum Boost Charger. Also, provision is available to select the charging modes Float/Boost automatically by keeping the same switch in AUTO position.

The Battery Chargers work on 415V AC, Three Phase, 4 wire 50 Hz. supply. The Chargers are capable of delivering the full rated Load at the specified voltage at output terminals. This voltage is maintained for AC input variation of $\pm 15\%$ and Load variation from 0-100% full Load.

The Battery Chargers, FC & FCBC will be housed in suitable cabinet(s) of free standing sheet steel construction. The cabinets will be provided with front and back doors for easy accessibility. Panel Meters, Meter Selector Switches are provided on the front panel of the cabinet and also cable entry is provided at front bottom of the cabinet. By opening the front bottom door, one can reach the termination easily.

* * * * *

Chief Engineer/Projects
APTRANSCO/VS/Vijayawada.

TECHNICAL SPECIFICATION OF THE BATTERY CHARGER

SCHEME : FLOAT CHARGER & FLOAT CUM BOOST CHARGER
 TYPE : FULL WAVE FULL CONTROLLED
 TYPE OF BATTERY : VRLA/NVRLA Battery with 110Cells

INPUT

a) Three phase Input : 415V AC $\pm 15\%$ (Three Phase, Four Wire)
 b) Frequency : 50Hz $\pm 5\%$

OUTPUT

a) Nominal Voltage : 220V
 b) Ripple : 2% RMS (Without Battery connected)
 c) Efficiency : > 90%

TYPE OF BATTERY	VRLA	NVRLA
NO. OF CELLS	110	110
FLOAT VOLTAGE	247.5	247.5
BOOST VOLTAGE	253.0	291.5
EQUALIZING VOLTAGE	----	302.5
CHARGER O/P VOLTAGE	247.5	247.5
CHARGER O/P CURRENT FC	10A	10A
CHARGER O/P CURRENT FCBC	16A	16A

VOLTAGE REGULATION

Charger output is $\pm 1\%$ of the set value in the following conditions in set mode (FLOAT /BOOST/AUTO)

Load variation : 10-100%
 Line variation : $\pm 15\%$
 Frequency Variations : $\pm 5\%$
 Temperature Variations : 0 °C to +50 °C

Chief Engineer/Projects
APTRANSCO/VS/Vijayawada.

The following **Analogue Meters** of size 96x96Sqmm with 240° deflection 1.5% accuracy will be Provided:

- a) Battery Charge/Discharge Ammeter
 b) Earth leakage Ammeter.

The following **Digital Multifunction Meters** with RS-485 port of size 96x96Sqmm with 1.0% accuracy will be provided:

- c) AC Voltage & Current
 d) FC Voltage & Current
 e) FCBC Voltage & Current
 f) Battery Input Voltage & Current
 g) Load Voltage & Current

NOTE: 1. DRAWING APPROVAL SUBJECT TO VALID TYPE TEST REPORTS, TO BE CHECKED DURING ACCEPTANCE TESTS
 2. FOR EPC CONTRACTS ONLY

Drawing approval subject to valid vendor registration

INDICATIONS

2. FOR EPC CONTRACTS ONLY

1. **Clustered LEDs will be provided for the following conditions**
 - AC Mains ON (R, Y & B)**
 - Float Charger ON**
 - Float Cum Boost Charger ON**
2. **Alarm Annunciator (Facia Display Unit) with RS-485 port will be provided for the following conditions with audio alarm for abnormalities:**
 - a. AC Mains Fail
 - b. FC AC I/P Circuit Breaker Trip/Off
 - c. FC DC O/P Circuit Breaker Trip/Off
 - d. FCBC AC I/P Circuit Breaker Trip/Off
 - e. FCBC DC O/P Circuit Breaker Trip/Off
 - f. DC Under Voltage
 - g. DC Over Voltage
 - h. Battery Earth fault
 - i. FC Rectifier/Thyristor fuse fail
 - j. FCBC Rectifier/Thyristor fuse fail
 - k. FC Filter/Capacitor fuse fail
 - l. FCBC Filter/Capacitor fuse fail
 - m. DC Contactor OFF
 - n. Battery Input Circuit Breaker Trip/Off
 - o. Phase Fail

Drawing approval subject to valid vendor registration

POTENTIAL FREE CONTACTS**The following Potential Free Contacts will be available on FC & FCBC:**

- a. AC Mains Fail
- b. FC AC I/P Circuit Breaker Trip
- c. FCBC AC I/P Circuit Breaker Trip
- d. FC DC O/P Circuit Breaker Trip
- e. FCBC DC O/P Circuit Breaker Trip
- f. Battery Earth Fault
- g. FC Rectifier Fuse Fail
- h. FCBC Rectifier Fuse Fail
- i. FC Filter Fuse Fail
- j. FCBC Filter Fuse Fail
- k. DC Over Voltage
- l. DC Under Voltage
- m. Battery Input Circuit Breaker Trip/Off
- n. DC Contactor OFF
- o. Phase Fail
- p. Group alarm
- q. Alarm Accept
- r. Alarm Rest

Chief Engineer/Projects
APTRANSCO/VS/Vijayawada.

PROTECTIONS

NOTE: 1. DRAWING APPROVAL SUBJECT TO VALID TYPE TEST REPORTS, TO BE CHECKED DURING ACCEPTANCE TESTS

2. FOR EPC CONTRACTS ONLY

The following protections will be provided:

- a. AC input Circuit Breaker is provided for both FC & FCBC
- b. DC output Circuit Breaker is provided for both FC & FCBC
- c. Filter Cap fuses for both FC & FCBC
- d. Over voltage cutback protection for both FC & FCBC
- e. Fast acting semiconductor fuses for rectifier bridge for both FC & FCBC
- f. Battery input Circuit Breaker
- g. Charger Current Limit
- h. Battery Current Limit
- i. Blocking Diodes
- j. DC Short Circuit

CONTROLS & SWITCHES

- a. AC input MCCB for both FC & FCBC
- b. DC output MCCB for both FC & FCBC
- c. Auto/Float/Boost mode selector switch
- d. Float & Boost voltage variable potentiometers.
- e. Mode selector switch (VRLA Battery)
- f. Mode selector switch (NVRLA Battery)
- g. Door lamp power supply ON/OFF toggle switch with fuse
- h. Socket power supply ON/OFF toggle switch with fuse
- i. Heater power supply ON/OFF toggle switch with fuse.
- j. Battery Selection Switch
- k. Battery input Circuit Breaker

Chief Engineer/Projects
APTRANSCO/VS/Vijayawada.

SPECIAL FEATURES

Drawing approval subject to valid vendor registration

- a) Auto Phase Reversal Operation
- b) Soft Start on DC side
- c) Class-F Insulation with Class-F Temperature Limits for all Magnetic
- d) Automatic Voltage Regulation using Digital Control Logic
- e) Filter Circuit to Limit Ripple
- f) Charger Current Limiting
- g) Automatic Float to Boost changeover based on current drawn by Battery
- h) Automatic Boost to Float changeover based on Current or Voltage.
- i) Anti-condensation Heater with Thermostat Control

TRANSDUCER**Following 4–20mA (Single I/P & Single O/P) Transducer will be provided:**

- a. DC Earth Leakage Transducer– 1No

CHARGER INBUILT DC DISTRIBUTION BOARD

- ❖ **INCOMER** : 63A DC MCB - 1 No.

- ❖ **OUTGOING FEEDERS** :
 20A DC MCB - 6 Nos.
 10A DC MCB - 18 Nos.

- ❖ **INDICATION** : LED Indication will be provided for the following Conditions:
 - a. Incomer ON with 5mm LED
 - b. Outgoing Feeder ON with 5mm LEDs

GENERAL

- Cabinet : Freestanding Cabinet; Floor Mounting Type, Sheet Steel Construction; Easy for Installation and Maintenance; Components are accessible from Front & Rear; Cable entry at Front Bottom of the Cabinet

- Protection : IP – 42

- Paint Shade : Exterior/Interior: 631 of IS-5
 Component Mounting Plates: Glossy White
 Paint Thickness: Minimum 60-80 Microns

- CRCA Sheet Thickness : Load bearing sections – **2.5mm**
 Non-load bearing sections – **2.0mm**
 Undrilled Cable Gland Plate – 3.0mm

- Nature of Cooling : Natural Air Cooling

- Dimensions in mm : As per the Dimensional Drawings enclosed

* * * *

**Chief Engineer/Projects
 APTRANSCO/VS/Vijayawada.**

CHARGER THEORY

The system consists of one Float Charger, one Float cum Boost Charger, Interlocking contactor circuit, Alarm Indicator Circuit. The Float and Float cum Boost Chargers are similar in nature and works on the same principle. These Chargers are rated to meet the requirement of Load and Battery Charging current as specified. For clear understanding of system description, refer schematic drawing enclosed.

The Float and Float cum Boost Chargers will be connected to the AC input power through individual circuit breaker Q 401/501. The transformer T 401/501 steps down the AC input to the required level and this AC power is fed to the respective power bridge. (SCR (401-406/501-506)). The Charger control board PC 401/501 provides the regulation and current limit to the Charger circuit, in addition to supply gate pulses to the power SCRs. The output voltage of Float/ Float cum Boost Charger is adjusted using the potentiometer R 401/501-502 respectively.

The DC power is filtered and smoothened using filter chokes L 401/501 and DC capacitors bank C 401/501.

Proper operation of the Charger is a matter of carefully determining the precise moment to fire the SCRs by supplying proper gate pulses. The Charger control board PC 401/501 accomplishes this function. The control board PC 401/501 detects the zero cross over (-ve to +ve) of input sine wave and send the gate pulses to SCRs at appropriate timings. The DC output voltage is fed back to the control board PC 401/501 for regulation.

The meter P 401/501 with shunt SH 401/501 provides the current feedback to the Charger control board PC 401/501 which causes the unit to go into current limit beyond the set value. These characteristics cause the output voltage to go down when the battery is run down, so as to maintain a constant level of charging current.

The Meters P 401/501 with shunt SH 401/501 monitors the respective Charger output DC current & Voltages. P 402 is used to measure Charger AC input current & Voltage. The DC Meters P1/P2 monitors the Battery / Load voltage & Currents. P 3 is used to measure battery Erath leakage current. P 4 is used to measure battery Charger/discharge current.

The battery input is connected to the DC bus through interlocking contactor K1. The Tap cell diode of the battery bank is connected to positive DC bus through Diode V 1.

2. FOR EPC CONTRACTS ONLY

INTERLOCKING CONTACTOR (K1) OPERATION:

Provision is made to close the K1 for various conditions of operation. The contactor operates on battery through potential free contacts of FC & FCBC output voltage sensing boards PC 404 & relay board PC 504. The precautions are taken for the following conditions.

- a. If mains power supply failed, through PC 404 and PC 504 energized the contactor and ensures total Battery bank on DC bus.
- b. In Float cum Boost Charger, if F 501 or 502 is blown or Charger fails (when the batteries on Float cum boost Charger) the contactor K1 closes through FCBC output relay sensing board PC 503 so that the battery is connected to Float Charger.
- c. If Float Charger or Float cum Boost Charger failed then also the contactor K1 is closed and providing full battery voltage to load.
- d. If float Charger fails, then the Float cum Boost Charger should come in to Float mode automatically (whatever may be the mode selector switch position) and supplies Load requirement by closing the contactor K1 through FC output PC 404.

PRINCIPLE OF OPERATION

During normal operation the float Charger supplies load current and Battery Trickle current and Float cum Boost Charger will be in Off condition and Inter locking contactor K 1 in Closed condition. The Float cum Boost Charger is kept in auto mode (switch S 501 in auto position) to select the battery charging mode (Float or Boost) automatically based on battery condition.

The Master Auto current detector board PC 1 senses the battery charging current, and whenever the Float charging current is more than the preset value, the relay board PC 2 connected through the Master Auto Current Detect Board will change the status of its relay potential free contacts and makes the FCBC to come into Boost mode.

Provision is available to put the batteries in boost charge mode manually by using the selector switch SW 501. This manual mode over rides the battery condition and the batteries will be kept in boost mode. During this mode, if FLOAT CHARGER fails, then tap cell will supply load momentarily, soon after the Interlocking Contactor closes and the FLOAT CUM BOOST CHARGER come into Float mode automatically and supplies Load and Battery Trickle Current.

Chief Engineer/Projects
APTRANSCO/VS/Vijayawada.

NOTE: 1. DRAWING APPROVAL SUBJECT TO VALID TYPE TEST

REPORTS, TO BE CHECKED DURING ACCEPTANCE TESTS

2. FOR EPC CONTRACTS ONLY

LOGIC SHEET FOR FLOAT CHARGER & FLOAT CUM BOOST CHARGER (In VRLA Mode)

Amara Raja Power System Limited, Tirupati

System Condition	Mode Selection	Condition of Float Charger (FC)	Condition of Float cum Boost Charger (FCBC)	Battery Current	Interlocking Contactor (K1)	Load	Battery
AC Mains Available	AUTO	Healthy	Healthy	Less than Set value	ON	Supplied by FC (On Float Voltage)	On Float Voltage (By FC)
AC Mains Available	AUTO	Healthy	Healthy	Greater than Set value	OFF	Supplied by FC (On Float Voltage)	On Boost Voltage (By FCBC)
AC Mains Available	AUTO	Fail	Healthy	Less / Greater than Set value	ON	Supplied by FCBC (On Float Voltage)	On Float Voltage (By FCBC)
AC Mains Available	AUTO	Healthy	Fail	Less / Greater than Set value	ON	Supplied by FC (On Float Voltage)	On Float Voltage (By FC)
AC Mains Available	MANUAL FLOAT	Healthy	Healthy	Less / Greater than Set value	ON	Supplied by FCBC (On Float Voltage) and FC Shall be Automatically OFF	On Float Voltage (By FCBC)
AC Mains Available	MANUAL BOOST	Healthy	Healthy	Less / Greater than Set value	OFF	Supplied by FC	On Boost Voltage (By FCBC)
AC Mains Available	MANUAL FLOAT/BOOST	Fail	Healthy	Less / Greater than Set value	ON	Supplied by FCBC (On Float Voltage)	On Float Voltage (By FCBC)
AC Mains Available	MANUAL FLOAT/BOOST	Healthy	Fail	Less / Greater than Set value	ON	Supplied by FC (On Float Voltage)	On Float Voltage (By FC)
AC Mains Available	ANY MODE	Fail	Fail	Less / Greater than Set value	ON	Supplied by Battery	On Discharge
AC Mains Fail	ANY MODE	Healthy	Healthy	Less / Greater than Set value	ON	Supplied by Battery	On Discharge

SAP No. 30-5200009549, Date:06.10.2023

Page 10 of 14

Chief Engineer/Projects
APTRANSCO/VS/Vijayawada.

Amara Raja Power System Limited, Tirupati

NOTE: 1. DRAWING APPROVAL SUBJECT TO VALID TYPE TEST REPORTS, TO BE CHECKED DURING ACCEPTANCE TESTS
2. FOR EPC CONTRACTS ONLY

LOGIC SHEET FOR FLOAT CHARGER & FLOAT CUM BOOST CHARGER (In TUBULAR Mode)

System Condition	Mode Selection	Condition of Float Charger (FC)	Condition of Float cum Boost Charger (FCBC)	Interlocking Contactor (K1)	Load	Battery
AC Mains Available	MANUAL FLOAT	Healthy	Healthy	OFF	Supplied by FC (On Float Voltage)	On Float Voltage (By FCBC)
AC Mains Available	MANUAL FLOAT	Healthy	Fail	ON	Supplied by FC (On Float Voltage)	On Float Voltage (By FC)
AC Mains Available	MANUAL FLOAT	Fail	Healthy	ON	Supplied by FCBC (On Float Voltage)	On Float Voltage (By FCBC)
AC Mains Available	MANUAL BOOST	Healthy	Healthy	OFF	Supplied by FC (On Float Voltage)	On Boost Voltage (By FCBC)
AC Mains Available	MANUAL BOOST	Healthy	Fail	ON	Supplied by FC (On Float Voltage)	On Float Voltage (By FC)
AC Mains Available	MANUAL BOOST	Fail	Healthy	ON	Supplied by FCBC (On Float Voltage)	On Float Voltage (By FCBC)
AC Mains Available	ANY MODE	Fail	Fail	ON	Supplied by Battery	On Discharge
AC Mains Fail	ANY MODE	Healthy	Healthy	ON	Supplied by Battery	On Discharge

SPECIAL NOTE: This Battery Charger is provided with a mode called Equalize Mode which will be provided only in FCBC (Float cum Boost Charger). Generally, Load should be disconnected from Battery Charger during Equalize Charging.
Drawing approval subject to valid vendor registration

Annexure - 1
GUARANTEED TECHNICAL PARTICULARS

FOR BATTERY CHARGING EQUIPEMENT (220V)

S.No.	Description	220V DC, 100AH (NVRLA)
1.	Type of rectifier	: 3phase, Full wave Full controlled using Thyristors
2.	No. of units	: Two i.e. One FC and One FCBC
3.	Manufacturer's designation	: Float and Float Cum Boost Charger
4.	AC supply	:
	a) Voltage (Volts)	: 415 V AC $\pm 15\%$
	b) Current (Amps)	:
	i) Float Charge	: Around 5.34A
	ii) Boost Charge	: Around 10.3A
c)	No. of phases	: Three Phase, Four Wire
d)	Frequency, cycles/ Sec	: 50Hz $\pm 5\%$
e)	Power factor	: 0.7 lag at nominal AC Input
5.	Percentage taps provided on transformer	: Nil, not required for Thyristor based rectifier.
6.	Rated D.C output for	:
	a) Boost Charger (k W)	: 4.66KW
	b) Float Charger (k W)	: 2.47KW
7.	Rated D.C. output voltage for	:
	a) Boost Charger (Volts)	: 291.5V DC
	b) Float Charger (Volts)	: 247.5V DC
8.	Rated D.C. output current for	:
	a) Boost Charger (amps)	: 16A
	b) Float Charger (amps)	: 10A
9.	Rate of D.C. voltage control for	:
	a) Boost Charger (Volts)	: 291.5V DC
	b) Float Charger (Volts)	: 247.5V DC

Chief Engineer/Projects
APTRANSCO/VS/Vijayawada.

NOTE: 1. DRAWING APPROVAL SUBJECT TO VALID TYPE TEST REPORTS, TO BE CHECKED DURING ACCEPTANCE TESTS
2. FOR EPC CONTRACTS ONLY

Drawing approval subject to valid vendor registration

NOTE: DRAWING APPROVAL SUBJECT TO VALID TYPE TEST REPORTS, TO BE CHECKED DURING ACCEPTANCE TESTS
2. FOR EPC CONTRACTS ONLY

GUARANTEED TECHNICAL PARTICULARS**FOR BATTERY CHARGING EQUIPEMENT (220V)**

S.No.	Description	220V DC, 100AH (VRLA)
1.	Type of rectifier	: 3phase, Full wave Full controlled using Thyristors
2.	No. of units	: Two i.e. One FC and One FCBC
3.	Manufacturer's type designation	: Float and Float Cum Boost Charger
4.	AC supply	:
	a) Voltage (Volts)	: 415 V AC $\pm 15\%$
	b) Current (Amps)	:
	i.) Float Charger	: Around 5.34A
	ii) Boost Charger	: Around 8.73A
c)	No. of phases	: Three Phase, Four Wire
d)	Frequency, cycles / Sec	: 50Hz $\pm 5\%$
e)	Power factor	: 0.7 lag at nominal AC Input
5.	Percentage taps provided on transformer	: Nil, not required for Thyristor based rectifier.
6.	Rated D.C output for	:
	a) Boost Charger (k W)	: 4.04KW
	b) Float Charger (k W)	: 2.47KW
7.	Rated D.C. output voltage for	:
	a) Boost Charger (Volts)	: 253.0V DC
	b) Float Charger (Volts)	: 247.5V DC
8.	Rated D.C. output current for	:
	a) Boost Charger (amps)	: 16A
	b) Float Charger (amps)	: 10A
9.	Rate of D.C. voltage control for	:
	a) Boost Charger (Volts)	: 253.0V DC
	b) Float Charger (Volts)	: 247.5V DC

Drawing approval subject to valid vendor registration

NOTE: 1. DRAWING APPROVAL SUBJECT TO VALID TYPE TEST
REPORTS, TO BE CHECKED DURING ACCEPTANCE TESTS
2. FOR EPC CONTRACTS ONLY

Chief Engineer/Projects
APTRANSCO/VS/Vijayawada.

GUARANTEED TECHNICAL PARTICULARS**FOR BATTERY CHARGING EQUIPEMENT (220V)**

S.No.	Description	220V DC, 100AH(NVRLA/VRLA)
10.	D.C. output voltage regulation from no load to full load volts	Better than $\pm 1\%$ of set value
11.	Maximum ripple content %	: Less than 2% RMS
12.	Maximum permissible temperature rise over an ambient temperature of 50 Deg.C	:
	Magnetics	: 90°C
	SCR's	: 70°C
	Diode's	: 90°C
13.	Overall efficiency	: Not less than 85% at full load
14.	Unit dimensions (With Canopy panel) Width x Height x Depth mm	: Refer enclosed dimensional Dwgs.
15.	Unit shipping weight Kgs.	: Refer enclosed dimensional Dwgs.
16.	Load limiting feature (Please attach characteristics showing variation of voltage with increase in load)	: Current is limited at 110% of rated load
17.	Recommended settings for thermostat	:
	a) Operation temperature Deg.C	: 50°C
	b) Reset temperature Deg.C	: 0°C
18.	List of major accessories provided	: Not applicable

**Chief Engineer/Projects
APTRANSCO/VS/Vijayawada.**

AMARA RAJA STANDARD SUB-VENDOR LIST

SL. NO.	ITEM / COMPONENT	SUB-VENDOR / SUPPLIER
1.	AC CONTACTOR (POWER & CONTROL)	ABB / SCHNEIDER / L&T / C&S / LS / CHINT
2.	DC CONTACTOR (POWER & CONTROL)	ABB / SCHNEIDER / L&T / C&S / LS / CHINT
3.	COPPER BUS BAR	CUBEX TUBINGS / BHAGYA NAGAR INDIA LIMITED
4.	ALUMINUM BUS BAR	PERFECT MACHINES CENTRE / GLOBAL ALUMINUM / MAHA SAI
5.	CONTROL SWITCH	SALZER (L&T) / RG KESHWANI / RECOM
6.	CABLE / WIRE	ANY IS OR BIS APPROVED MAKES
7.	ELECTROLYTIC CAPACITOR	ALCON / SARADA /KENDEIL-INDFARAD
8.	FUSE (HRC / HBC / SEMICONDUCTOR) & FUSE BASE	BUSSMANN (EATON)
9.	FUSE (GLASS)	PROTECTRON
10.	FUSE BASE FOR GLASS FUSE	CONNECTWELL
11.	ALARM ANNUNCIATOR (FACIA DISPLAY UNIT)	SUN INDUSTRIAL AUTOMATION & SOLUTIONS / SECO
12.	HEAVY DUTY SWITCH	SALZER (L&T) / KAYCEE
13.	HEAT SINK	PERFECT MACHINES CENTRE / GLOBAL ALUMINUM / MAHA SAI
14.	SPACE HEATER	ENCORE / PYRO
15.	INDICATING LAMP (CLUSTER LED TYPE)	ESBEE (L&T) / C&S / SECO / SIEMENS
16.	LED	SANKEN / KWALITY
17.	ANALOG / DIGITAL METER	BEEMET / RISHABH / AE / ELMEASURE / MECO
18.	METAL OXIDE VARISTOR (MOV)	EPCOS
19.	OLR (THERMAL OVER LOAD RELAY)	ABB / L&T / C&S
20.	CONTROL CARD (POPULATED PCB)	AMARA RAJA
21.	PUSH BUTTON	RECOM / RG KESHWANI / TEKNIC / SECO
22.	POTENTIOMETER	POTEL / BOURNS / PANKAJ / SURAJ
23.	POLYESTER CAPACITOR	EL-CI-AR
24.	PANEL / CABINET	AMARA RAJA
25.	SHUNT	BEEMET / RISHABH / AE / MECO
26.	TOGGLE SWITCH	RG KESHWANI / RECOM

NOTE: 1. DRAWING APPROVAL SUBJECT TO VALID TYPE TEST REPORTS, TO BE CHECKED DURING ACCEPTANCE TESTS
2. FOR EPC CONTRACTS ONLY

Chief Engineer/Projects
APTRANSCO/VS/Vijayawada.

SL. NO.	ITEM / COMPONENT	SUB-VENDOR / SUPPLIER
27.	TOGGLE SWITCH	RG KESHWANI / RECOM
28.	THYRISTOR (SCR)	SEMIKRON / HIRECT / RIR / NAINA
29.	POWER DIODE	SEMIKRON / HIRECT / RIR / NAINA
30.	CONTROL DIODE	VISHAY / MIC / KHEL / PHILIPS
31.	TERMINAL BLOCK	ELMEX / CONNECTWELL
32.	THERMAL SWITCH	UTILITY APPLIANCES
33.	TRANSFORMER / CHOKE	AMARA RAJA
34.	WIRE WOUND / CF / MF RESISTORS	DEL / PEC / VEPL / WATTS
35.	DOOR LAMP	PHILIPS / WIPRO / BAJAJ / HAVELLS
36.	DOOR LAMP HOLDER	ANCHOR
37.	FUSE TRIP INDICATOR	BUSSMANN (EATON)
38.	VOLTAGE & CURRENT TRANSDUCERS	ELMEASURE / RISHABH / SETO / MECO
39.	FAN	EBM / REXNORD / SUNON / NISIKI
40.	SWITCH FUSE UNIT	L&T / C&S / SCHNEIDER / LS / CHINT
41.	CURRENT TRANSFORMER (CT)	KALPA / KAPPA / GILBERT&MAX WELL
42.	MCCB (AC & DC)	C&S / SCHNEIDER / L&T / ABB / LS / CHINT
43.	MCB (AC & DC)	LEGRAND / SCHNEIDER / C&S / SIEMENS / LS / CHINT
44.	TIMER	GIC (L&T)
45.	AUXILIARY RELAY	PLA / OEN
46.	LED HOLDER	LALWANI
47.	DOOR LAMP PUSH BUTTON	SURAJ / PANKAJ / ELICO
48.	ROTARY & CAM OPERATED SWITCHES	SALZER (L&T) / KAYCEE / RECOM
49.	BUZZER	METRONIX
50.	CONNECTORS & CRIMPS	TYCO / WAGO / MOLEX / CONNECWELL

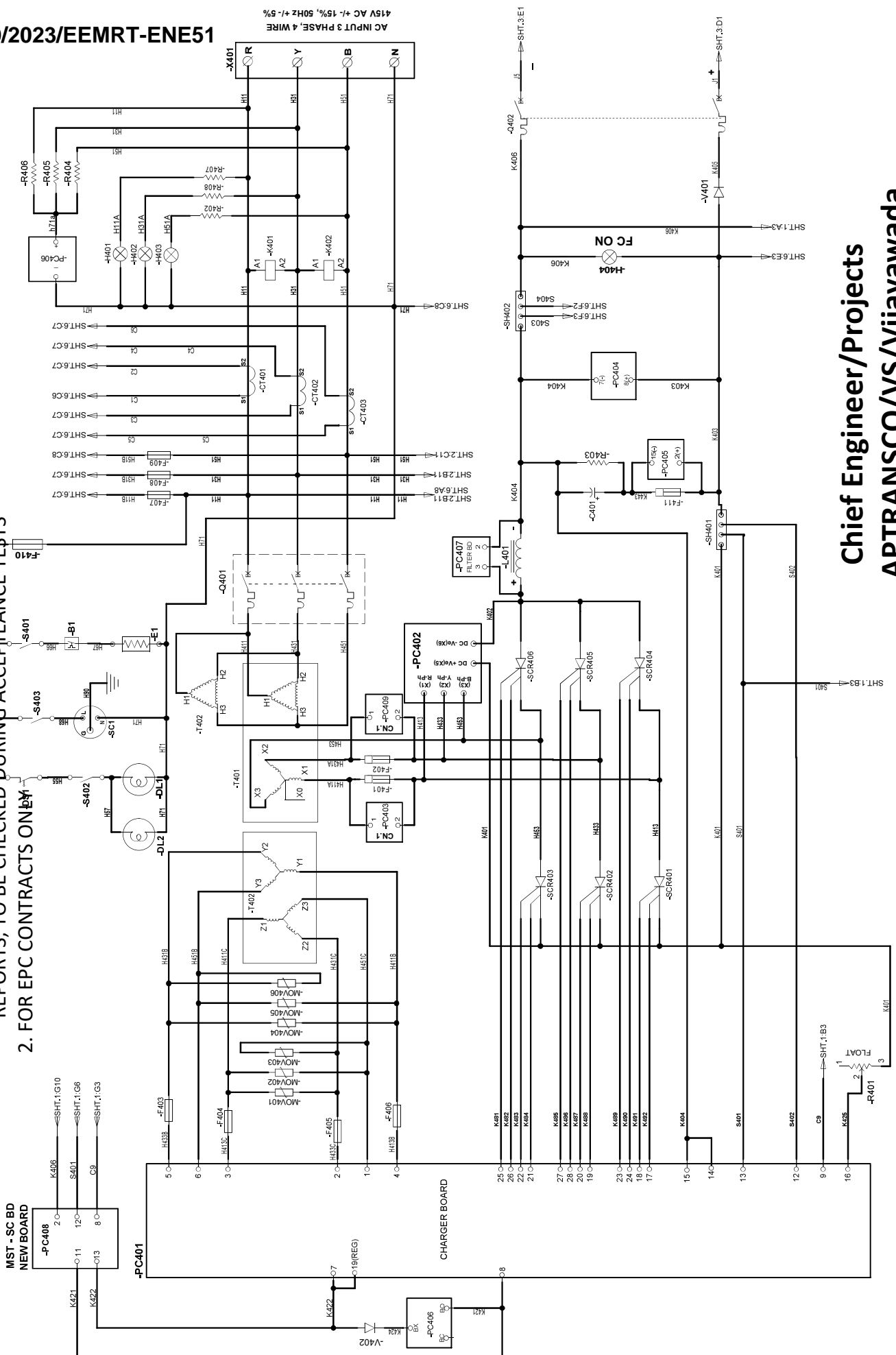
SPECIAL NOTE

THE ABOVE VENDOR NAMES SPECIFIED BY AMARA RAJA IS TO SELECT THE VENDORS BASED ON THEIR AVAILABILITY & DELIVERIES.

* * * * *

Chief Engineer/Projects
APTRANSCO/VS/Vijayawada.

**NOTE: 1. DRAWING APPROVAL SUBJECT TO VALID TYPE TEST REPORTS, TO BE CHECKED DURING ACCEPTANCE TESTS
2. FOR EPC CONTRACTS ONLY**



DRG. NO	SCH-30-5200009549
SALE ORDER NO	5200009549
REV	REV. 1
REV	REV. 2
PROJECT	M/S APTRANSCO
CUSTOMER	SHILPA ELECTRIFICATION
DESIGNER	SHILPA ELECTRIC
P.O.NO.	ShilpaHammasaramPO-337023-34.Dr: 22.09.2023
DATE	06.10.23
SCALE	1:1
APP	1
CHK	1
REV	1
REV	2
REV	3
REV	4
REV	5
REV	6
REV	7
REV	8
REV	9
REV	10
REV	11

2. FOR EPC CONTRACTS ONLY

8314339/2023/EEMRT-ENE51

Drawing approval subject to valid vendor registration

Chief Engineer/Projects
APTRANSCO/VS/Vijayawada.

DRG. NO. SCH-30-5200009549
 SALE ORDER NO. 5200009549

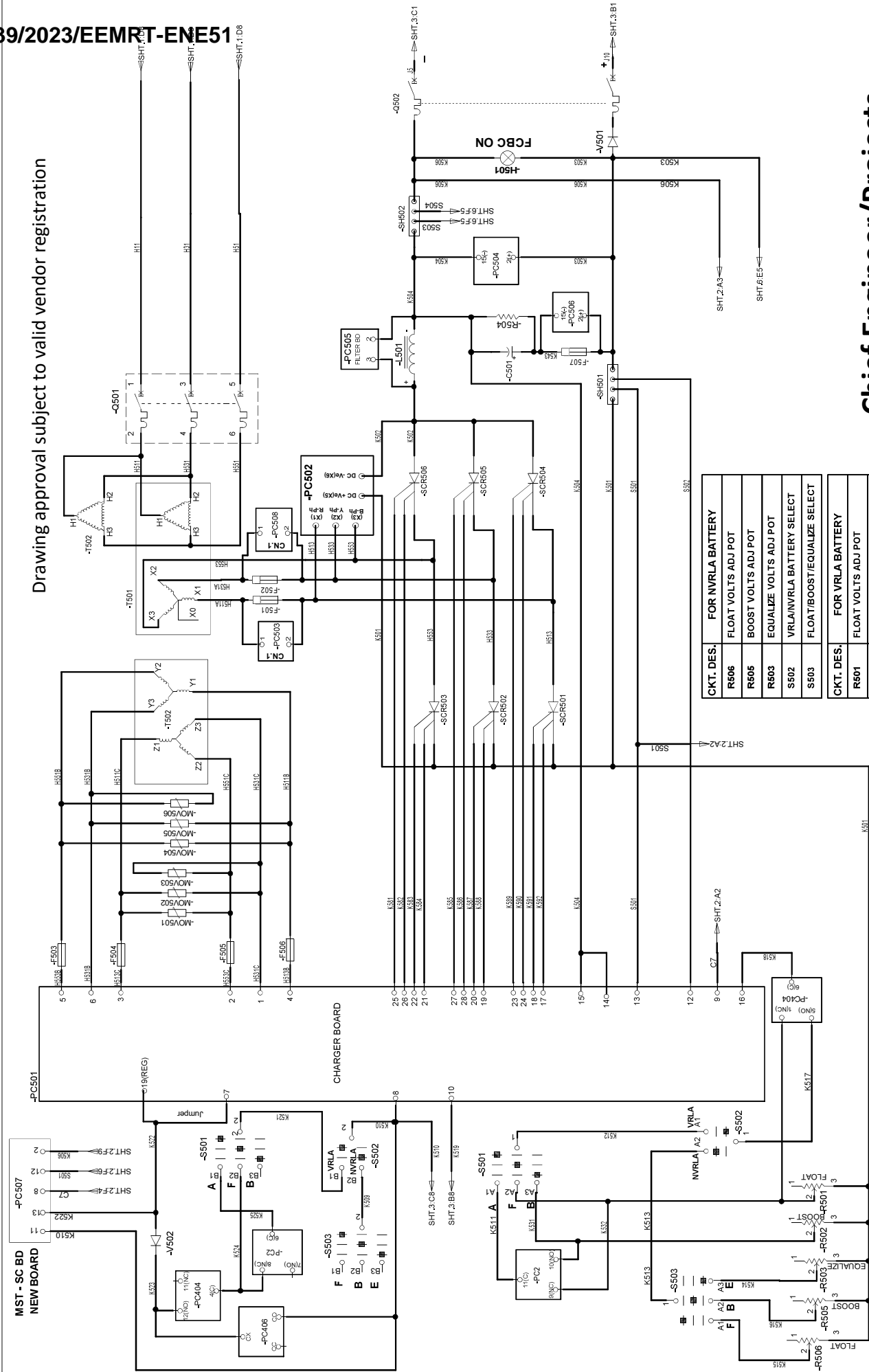
220V/10A FC& 16A FCBC WITH DCDB

APTRANSCO
 POWER SYSTEMS LTD
 Karamchedu, Chintalapudi, Vijayawada
 Pin: 520002

PROJECT: M/S APTRANSCO
 CUST. ORDER NO.: SHLPA ELECTRIFICATION
 P.O. NO.: Shilpa/HamasavarampO-33/2023-24, Dt: 22.08.2023

DATE: 06.10.23
 DRAWN: PSA
 CHECKED: JRB
 APPR: RCJ

REV: 150
 EUPKMS



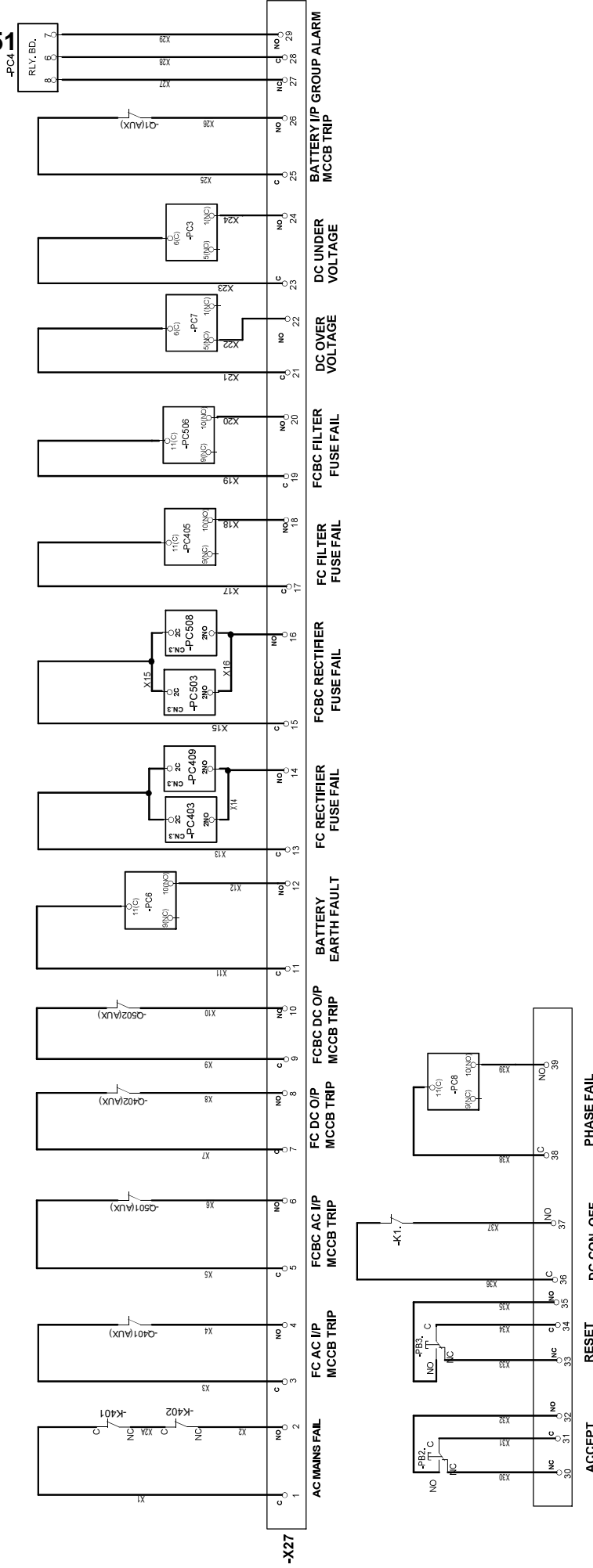
CKT. DES.	FOR NVRLA BATTERY
R506	FLOAT VOLTS ADJ POT
R505	BOOST VOLTS ADJ POT
R503	EQUALIZE VOLTS ADJ POT
S502	VRLA/NVRLA BATTERY SELECT
S503	FLOAT/BOOST/EQUALIZE SELECT

CKT. DES.	FOR VRLA BATTERY
R501	FLOAT VOLTS ADJ POT
R502	BOOST VOLTS ADJ POT
S501	AUTO/FLOAT/BOOST SELECT

NOTE: 1. DRAWING APPROVAL SUBJECT TO VALID TYPE TEST REPORTS, TO BE CHECKED DURING ACCEPTANCE TESTS
 2. FOR EPC CONTRACTS ONLY

POTENTIAL FREE CONTACTS

Drawing approval subject to valid vendor registration



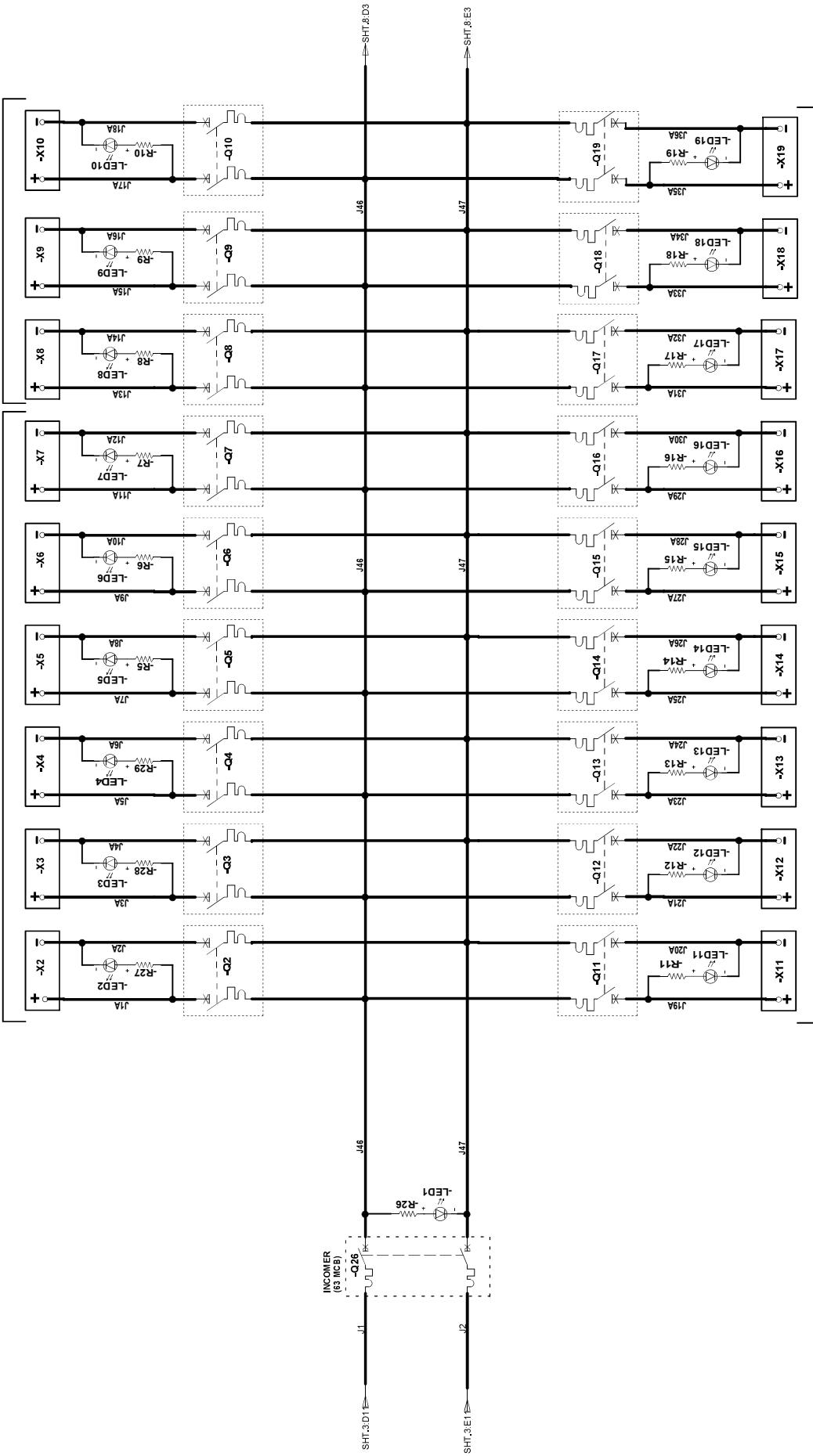
Chief Engineer/Projects
APTRANSCO/VS/Vijaywada.

1	2	3	4	5	6	7	8	9	10	11
PROJECT: M/s APTRANSCO CUST. ORDER NO.: SHILPA ELECTRIFICATION P.O. NO.: Shilpa/Hamasavaramp/PO-33/2023-24, Dt: 22.09.2023										
DRG. NO: SCH-30-5200009549 SALE ORDER NO: 5200009549										
PROJECT: 06-1023 UNIT: 350MM CODE: JPB DATE: 1 APR DRAWN: RCU CHECKED: RCU										
PROJECT: 06-1023 UNIT: 350MM CODE: JPB DATE: 1 APR DRAWN: RCU CHECKED: RCU										

NOTE: 1. DRAWING APPROVAL SUBJECT TO VALID TYPE TEST REPORTS, TO BE CHECKED DURING ACCEPTANCE TESTS
 2. FOR EPC CONTRACTS ONLY

10A DC MCB-3NOS.

20A DC MCB O/G FEEDERS - 6 NOS.



10A DC MCB O/G FEEDERS - 9 NOS.

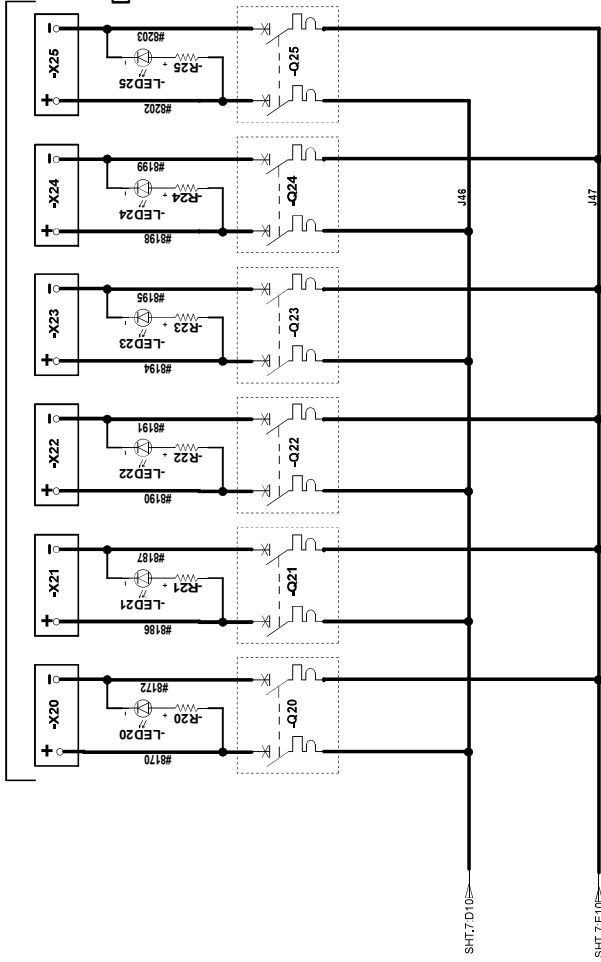
Chief Engineer/Projects
APTRANSCO/VS/Vijayawada.

INBUILT DCDB DC DISTRIBUTION BOARD

DATE	06.10.23	REV	PROJECT	M/S APTRANSCO
DRAWN	PSA	DESIGNED	CUSTOMER	SHILPA ELECTRIFICATION
CHECKED	PKB	APPROVED	P.O.NO.	Shilpa/Hamasawaram/PC-33/2023-24.Dt. 22.09.2023
DATE	09/09	DATE	09/09	PH:0877298550
REV	001	REV	001	
REV	002	REV	002	
REV	003	REV	003	
REV	004	REV	004	
REV	005	REV	005	
REV	006	REV	006	
REV	007	REV	007	
REV	008	REV	008	
REV	009	REV	009	
REV	010	REV	010	
REV	011	REV	011	
REV	012	REV	012	
REV	013	REV	013	
REV	014	REV	014	
REV	015	REV	015	
REV	016	REV	016	
REV	017	REV	017	
REV	018	REV	018	
REV	019	REV	019	
REV	020	REV	020	
REV	021	REV	021	
REV	022	REV	022	
REV	023	REV	023	
REV	024	REV	024	
REV	025	REV	025	
REV	026	REV	026	
REV	027	REV	027	
REV	028	REV	028	
REV	029	REV	029	
REV	030	REV	030	
REV	031	REV	031	
REV	032	REV	032	
REV	033	REV	033	
REV	034	REV	034	
REV	035	REV	035	
REV	036	REV	036	
REV	037	REV	037	
REV	038	REV	038	
REV	039	REV	039	
REV	040	REV	040	
REV	041	REV	041	
REV	042	REV	042	
REV	043	REV	043	
REV	044	REV	044	
REV	045	REV	045	
REV	046	REV	046	
REV	047	REV	047	
REV	048	REV	048	
REV	049	REV	049	
REV	050	REV	050	
REV	051	REV	051	
REV	052	REV	052	
REV	053	REV	053	
REV	054	REV	054	
REV	055	REV	055	
REV	056	REV	056	
REV	057	REV	057	
REV	058	REV	058	
REV	059	REV	059	
REV	060	REV	060	
REV	061	REV	061	
REV	062	REV	062	
REV	063	REV	063	
REV	064	REV	064	
REV	065	REV	065	
REV	066	REV	066	
REV	067	REV	067	
REV	068	REV	068	
REV	069	REV	069	
REV	070	REV	070	
REV	071	REV	071	
REV	072	REV	072	
REV	073	REV	073	
REV	074	REV	074	
REV	075	REV	075	
REV	076	REV	076	
REV	077	REV	077	
REV	078	REV	078	
REV	079	REV	079	
REV	080	REV	080	
REV	081	REV	081	
REV	082	REV	082	
REV	083	REV	083	
REV	084	REV	084	
REV	085	REV	085	
REV	086	REV	086	
REV	087	REV	087	
REV	088	REV	088	
REV	089	REV	089	
REV	090	REV	090	
REV	091	REV	091	
REV	092	REV	092	
REV	093	REV	093	
REV	094	REV	094	
REV	095	REV	095	
REV	096	REV	096	
REV	097	REV	097	
REV	098	REV	098	
REV	099	REV	099	
REV	100	REV	100	

**NOTE: 1. DRAWING APPROVAL SUBJECT TO VALID TYPE TEST REPORTS, TO BE CHECKED DURING ACCEPTANCE TESTS
2. FOR EPC CONTRACTS ONLY**

10A DC MCB O/G FEEDERS - 6 NOS.



Drawing approval subject to valid vendor registration

**Chief Engineer/Projects
APTRANSCO/VS/Vijayawada.**

INBUILT DCDB DC DISTRIBUTION BOARD

DRG. NO	SCH-30-5200009549
SALE ORDER NO	5200009549
220V/10A FC& 16A FCBC WITH DCDB	
PROJECT : M/S APTRANSCO CUST : SHILPA ELECTRIFICATION P.O.NO. : Shilpa/Hamasasaram/PC-33/2023-24, Dt. 22.09.2023	
DATE	06.10.23
DESIGN	PSA
CHECK	AKB
APP	POV
DATE	24/09
REV	01
REV	02
REV	03
REV	04
REV	05
REV	06
REV	07
REV	08
REV	09
REV	10
REV	11

NOTE: 1. DRAWING APPROVAL SUBJECT TO VALID TYPE TEST REPORTS, TO BE CHECKED DURING ACCEPTANCE TESTS
2. FOR EPC CONTRACTS ONLY

Drawing approval subject to valid vendor registration

AMARA RAJA POWER SYSTEMS LIMITED		BILL OF MATERIALS		REV.0, DATED: 06.10.2023	
CUSTOMER: APTRANSCO		Chief Engineer/Projects			
S. O. NO: 5200009549		APTRANSCO/VS/Vijayawada.			
LINE NO: 30		CHARGER RATING: 220VDC/10A FC & 16A FCBC WITH DCDB SUITABLE FOR BOTH VRLA/NVRLA Battery			
Sl. No	Circuit Designation	Component Description	Quantity	UOM	Manf Part No.
1	-B1	THERMAL SW-SET AT65`C-NC	1	NOS	UTILITYAPPLIACES
2	-BZ1	Buzzer-12V-20mm-CE-27-01	1	NOS	Metronix:CE-27-01
3	-C401,-C501	Capacitor-electrolytic-2200mfd-350VDC	2	NOS	ALCON-63mmX120mm
4	-CT401,-CT402,-CT403	CT-Ring25/5ACI-1.0-10VA-ID30mmTape	3	NOS	Kalpa-TM25-10
5	-DL1*,-DL2*	BULB HOLDER	2	NOS	Anchor
6	-DL1,-DL2	Doorlamp-LED-7W-230VAC	2	NOS	PHILIPS-7W LED
7	-DS1	PB-door lamp-NC-(Refrig switch)	1	NOS	STDVendor
8	-E1	Space Heater-100W-240VAC with Gland	1	NOS	Encore-ESH-01G-100W
9	-F1*,-F403*,-F404*,-F405*,-F406*,-F407*,-F408*,-F409*,-F410*,-F411*,-F412*,-F413*,-F414*,-F415*,-F416*,-F417*,-F418*,-F419*,-F420*,-F421*,-F422*,-F423*,-F424*,-F425*,-F426*,-F427*,-F428*,-F429*,-F430*,-F431*,-F432*,-F433*,-F434*,-F435*,-F436*,-F437*,-F438*,-F439*,-F440*,-F441*,-F442*,-F443*,-F444*,-F445*,-F446*,-F447*,-F448*,-F449*,-F450*,-F451*,-F452*,-F453*,-F454*,-F455*,-F456*,-F457*,-F458*,-F459*,-F460*,-F461*,-F462*,-F463*,-F464*,-F465*,-F466*,-F467*,-F468*,-F469*,-F470*,-F471*,-F472*,-F473*,-F474*,-F475*,-F476*,-F477*,-F478*,-F479*,-F480*,-F481*,-F482*,-F483*,-F484*,-F485*,-F486*,-F487*,-F488*,-F489*,-F490*,-F491*,-F492*,-F493*,-F494*,-F495*,-F496*,-F497*,-F498*,-F499*,-F500*,-F501*,-F502*,-F503*,-F504*,-F505*,-F506*,-F507*,-F508*,-F509*,-F510*,-F511*,-F512*,-F513*,-F514*,-F515*,-F516*,-F517*,-F518*,-F519*,-F520*,-F521*,-F522*,-F523*,-F524*,-F525*,-F526*,-F527*,-F528*,-F529*,-F530*,-F531*,-F532*,-F533*,-F534*,-F535*,-F536*,-F537*,-F538*,-F539*,-F540*,-F541*,-F542*,-F543*,-F544*,-F545*,-F546*,-F547*,-F548*,-F549*,-F550*,-F551*,-F552*,-F553*,-F554*,-F555*,-F556*,-F557*,-F558*,-F559*,-F560*,-F561*,-F562*,-F563*,-F564*,-F565*,-F566*,-F567*,-F568*,-F569*,-F570*,-F571*,-F572*,-F573*,-F574*,-F575*,-F576*,-F577*,-F578*,-F579*,-F580*,-F581*,-F582*,-F583*,-F584*,-F585*,-F586*,-F587*,-F588*,-F589*,-F590*,-F591*,-F592*,-F593*,-F594*,-F595*,-F596*,-F597*,-F598*,-F599*,-F600*,-F601*,-F602*,-F603*,-F604*,-F605*,-F606*,-F607*,-F608*,-F609*,-F610*,-F611*,-F612*,-F613*,-F614*,-F615*,-F616*,-F617*,-F618*,-F619*,-F620*,-F621*,-F622*,-F623*,-F624*,-F625*,-F626*,-F627*,-F628*,-F629*,-F630*,-F631*,-F632*,-F633*,-F634*,-F635*,-F636*,-F637*,-F638*,-F639*,-F640*,-F641*,-F642*,-F643*,-F644*,-F645*,-F646*,-F647*,-F648*,-F649*,-F650*,-F651*,-F652*,-F653*,-F654*,-F655*,-F656*,-F657*,-F658*,-F659*,-F660*,-F661*,-F662*,-F663*,-F664*,-F665*,-F666*,-F667*,-F668*,-F669*,-F670*,-F671*,-F672*,-F673*,-F674*,-F675*,-F676*,-F677*,-F678*,-F679*,-F680*,-F681*,-F682*,-F683*,-F684*,-F685*,-F686*,-F687*,-F688*,-F689*,-F690*,-F691*,-F692*,-F693*,-F694*,-F695*,-F696*,-F697*,-F698*,-F699*,-F700*,-F701*,-F702*,-F703*,-F704*,-F705*,-F706*,-F707*,-F708*,-F709*,-F710*,-F711*,-F712*,-F713*,-F714*,-F715*,-F716*,-F717*,-F718*,-F719*,-F720*,-F721*,-F722*,-F723*,-F724*,-F725*,-F726*,-F727*,-F728*,-F729*,-F730*,-F731*,-F732*,-F733*,-F734*,-F735*,-F736*,-F737*,-F738*,-F739*,-F740*,-F741*,-F742*,-F743*,-F744*,-F745*,-F746*,-F747*,-F748*,-F749*,-F750*,-F751*,-F752*,-F753*,-F754*,-F755*,-F756*,-F757*,-F758*,-F759*,-F760*,-F761*,-F762*,-F763*,-F764*,-F765*,-F766*,-F767*,-F768*,-F769*,-F770*,-F771*,-F772*,-F773*,-F774*,-F775*,-F776*,-F777*,-F778*,-F779*,-F780*,-F781*,-F782*,-F783*,-F784*,-F785*,-F786*,-F787*,-F788*,-F789*,-F790*,-F791*,-F792*,-F793*,-F794*,-F795*,-F796*,-F797*,-F798*,-F799*,-F800*,-F801*,-F802*,-F803*,-F804*,-F805*,-F806*,-F807*,-F808*,-F809*,-F810*,-F811*,-F812*,-F813*,-F814*,-F815*,-F816*,-F817*,-F818*,-F819*,-F820*,-F821*,-F822*,-F823*,-F824*,-F825*,-F826*,-F827*,-F828*,-F829*,-F830*,-F831*,-F832*,-F833*,-F834*,-F835*,-F836*,-F837*,-F838*,-F839*,-F840*,-F841*,-F842*,-F843*,-F844*,-F845*,-F846*,-F847*,-F848*,-F849*,-F850*,-F851*,-F852*,-F853*,-F854*,-F855*,-F856*,-F857*,-F858*,-F859*,-F860*,-F861*,-F862*,-F863*,-F864*,-F865*,-F866*,-F867*,-F868*,-F869*,-F870*,-F871*,-F872*,-F873*,-F874*,-F875*,-F876*,-F877*,-F878*,-F879*,-F880*,-F881*,-F882*,-F883*,-F884*,-F885*,-F886*,-F887*,-F888*,-F889*,-F890*,-F891*,-F892*,-F893*,-F894*,-F895*,-F896*,-F897*,-F898*,-F899*,-F900*,-F901*,-F902*,-F903*,-F904*,-F905*,-F906*,-F907*,-F908*,-F909*,-F910*,-F911*,-F912*,-F913*,-F914*,-F915*,-F916*,-F917*,-F918*,-F919*,-F920*,-F921*,-F922*,-F923*,-F924*,-F925*,-F926*,-F927*,-F928*,-F929*,-F930*,-F931*,-F932*,-F933*,-F934*,-F935*,-F936*,-F937*,-F938*,-F939*,-F940*,-F941*,-F942*,-F943*,-F944*,-F945*,-F946*,-F947*,-F948*,-F949*,-F950*,-F951*,-F952*,-F953*,-F954*,-F955*,-F956*,-F957*,-F958*,-F959*,-F960*,-F961*,-F962*,-F963*,-F964*,-F965*,-F966*,-F967*,-F968*,-F969*,-F970*,-F971*,-F972*,-F973*,-F974*,-F975*,-F976*,-F977*,-F978*,-F979*,-F980*,-F981*,-F982*,-F983*,-F984*,-F985*,-F986*,-F987*,-F988*,-F989*,-F990*,-F991*,-F992*,-F993*,-F994*,-F995*,-F996*,-F997*,-F998*,-F999*,-F1000*	14	NOS	Connectwell-CF4U	
10	-F1,-F403,-F404,-F405,-F406,-F407,-F408,-F409,-F410,-F411,-F412,-F413,-F414,-F415,-F416,-F417,-F418,-F419,-F420,-F421,-F422,-F423,-F424,-F425,-F426,-F427,-F428,-F429,-F430,-F431,-F432,-F433,-F434,-F435,-F436,-F437,-F438,-F439,-F440,-F441,-F442,-F443,-F444,-F445,-F446,-F447,-F448,-F449,-F450,-F451,-F452,-F453,-F454,-F455,-F456,-F457,-F458,-F459,-F460,-F461,-F462,-F463,-F464,-F465,-F466,-F467,-F468,-F469,-F470,-F471,-F472,-F473,-F474,-F475,-F476,-F477,-F478,-F479,-F480,-F481,-F482,-F483,-F484,-F485,-F486,-F487,-F488,-F489,-F490,-F491,-F492,-F493,-F494,-F495,-F496,-F497,-F498,-F499,-F500,-F501,-F502,-F503,-F504,-F505,-F506,-F507,-F508,-F509,-F510,-F511,-F512,-F513,-F514,-F515,-F516,-F517,-F518,-F519,-F520,-F521,-F522,-F523,-F524,-F525,-F526,-F527,-F528,-F529,-F530,-F531,-F532,-F533,-F534,-F535,-F536,-F537,-F538,-F539,-F540,-F541,-F542,-F543,-F544,-F545,-F546,-F547,-F548,-F549,-F550,-F551,-F552,-F553,-F554,-F555,-F556,-F557,-F558,-F559,-F560,-F561,-F562,-F563,-F564,-F565,-F566,-F567,-F568,-F569,-F570,-F571,-F572,-F573,-F574,-F575,-F576,-F577,-F578,-F579,-F580,-F581,-F582,-F583,-F584,-F585,-F586,-F587,-F588,-F589,-F590,-F591,-F592,-F593,-F594,-F595,-F596,-F597,-F598,-F599,-F600,-F601,-F602,-F603,-F604,-F605,-F606,-F607,-F608,-F609,-F610,-F611,-F612,-F613,-F614,-F615,-F616,-F617,-F618,-F619,-F620,-F621,-F622,-F623,-F624,-F625,-F626,-F627,-F628,-F629,-F630,-F631,-F632,-F633,-F634,-F635,-F636,-F637,-F638,-F639,-F640,-F641,-F642,-F643,-F644,-F645,-F646,-F647,-F648,-F649,-F650,-F651,-F652,-F653,-F654,-F655,-F656,-F657,-F658,-F659,-F660,-F661,-F662,-F663,-F664,-F665,-F666,-F667,-F668,-F669,-F670,-F671,-F672,-F673,-F674,-F675,-F676,-F677,-F678,-F679,-F680,-F681,-F682,-F683,-F684,-F685,-F686,-F687,-F688,-F689,-F690,-F691,-F692,-F693,-F694,-F695,-F696,-F697,-F698,-F699,-F700,-F701,-F702,-F703,-F704,-F705,-F706,-F707,-F708,-F709,-F710,-F711,-F712,-F713,-F714,-F715,-F716,-F717,-F718,-F719,-F720,-F721,-F722,-F723,-F724,-F725,-F726,-F727,-F728,-F729,-F730,-F731,-F732,-F733,-F734,-F735,-F736,-F737,-F738,-F739,-F740,-F741,-F742,-F743,-F744,-F745,-F746,-F747,-F748,-F749,-F750,-F751,-F752,-F753,-F754,-F755,-F756,-F757,-F758,-F759,-F760,-F761,-F762,-F763,-F764,-F765,-F766,-F767,-F768,-F769,-F770,-F771,-F772,-F773,-F774,-F775,-F776,-F777,-F778,-F779,-F780,-F781,-F782,-F783,-F784,-F785,-F786,-F787,-F788,-F789,-F790,-F791,-F792,-F793,-F794,-F795,-F796,-F797,-F798,-F799,-F800,-F801,-F802,-F803,-F804,-F805,-F806,-F807,-F808,-F809,-F810,-F811,-F812,-F813,-F814,-F815,-F816,-F817,-F818,-F819,-F820,-F821,-F822,-F823,-F824,-F825,-F826,-F827,-F828,-F829,-F830,-F831,-F832,-F833,-F834,-F835,-F836,-F837,-F838,-F839,-F840,-F841,-F842,-F843,-F844,-F845,-F846,-F847,-F848,-F849,-F850,-F851,-F852,-F853,-F854,-F855,-F856,-F857,-F858,-F859,-F860,-F861,-F862,-F863,-F864,-F865,-F866,-F867,-F868,-F869,-F870,-F871,-F872,-F873,-F874,-F875,-F876,-F877,-F878,-F879,-F880,-F881,-F882,-F883,-F884,-F885,-F886,-F887,-F888,-F889,-F890,-F891,-F892,-F893,-F894,-F895,-F896,-F897,-F898,-F899,-F900,-F901,-F902,-F903,-F904,-F905,-F906,-F907,-F908,-F909,-F910,-F911,-F912,-F913,-F914,-F915,-F916,-F917,-F918,-F919,-F920,-F921,-F922,-F923,-F924,-F925,-F926,-F927,-F928,-F929,-F930,-F931,-F932,-F933,-F934,-F935,-F936,-F937,-F938,-F939,-F940,-F941,-F942,-F943,-F944,-F945,-F946,-F947,-F948,-F949,-F950,-F951,-F952,-F953,-F954,-F955,-F956,-F957,-F958,-F959,-F960,-F961,-F962,-F963,-F964,-F965,-F966,-F967,-F968,-F969,-F970,-F971,-F972,-F973,-F974,-F975,-F976,-F977,-F978,-F979,-F980,-F981,-F982,-F983,-F984,-F985,-F986,-F987,-F988,-F989,-F990,-F991,-F992,-F993,-F994,-F995,-F996,-F997,-F998,-F999,-F1000*	13	NOS	PROTECTRON-PSF1A	
11	-F401,-F402,-F501,-F502	Semiconductor fuse-fast-25A-690V AC	4	NOS	Bussman-25ET
12	-F410	Glass Fuse-Fast-6A-250Vac-20mm	1	NOS	PROTEC-PSF6A
13	-F411*,-F507*	Fuse base-32A-415/500V AC	2	NOS	Bussmann-FA32
14	-F411,-F507	HRC fuse-slow-10A-415/550V AC-clip on	2	NOS	Bussmann--NSD10
15	-FD1	Facia display-20Point-90-270V AC/DC	1	NOS	Sun Indus-SMA20WUS
16	-Fuse Fail Sense Bd Connectors	Connector-Molex-Female-2W-3.96mm	4	NOS	Molex : 09-50-3021
17	-Fuse Fail Sense Bd Connectors	Conn-Housing-ST-F-2W-3.96 mm	8	NOS	Tyco : 2132813-2
18	-H401	Clustered LED-220-240VAC-22.5mm-red	1	NOS	L&T ESBE: EIL R 240A
19	-H402	Clustered LED-220-240VAC-22.5mm-yellow	1	NOS	L&T ESBE: EIL Y 240A
20	-H403	Clustered LED-220-240VAC-22.5mm-Blue	1	NOS	L&T ESBE: EIL B 240A
21	-H404,H501	Clustered assly-22.5mm-220VDC-Green	2	NOS	L&T ESBE: EIL G 220D
22	-K1	Contacto-26A-3P-(250-500V) AC/DC Coil	1	NOS	ABB-AF26-30-00-14
23	-K1 (Auxiliary)	Cont Aux Block-2NO+2NC for AF09--AF80/NF	1	NOS	ABB-CA4-22/E/M/U
24	-K401,-K402	Cont-10A-(250-500)VAC/DC Coil-2NO+2NC	2	NOS	NF22E-14
25	-L401	Filter choke-8.0mH-0015296	1	NOS	ARP-AT-6324
26	-L501	Filter choke-6.0mH-0020296	1	NOS	ARP-AT-6325
27	-LED(1-25)	LED-GREEN-ROUND-5mm	25	NOS	KL53LBYGD1N-N
28	-LED(1-25)*	LED Holder-5mm round-press fit-white	25	NOS	Lalwani Elect-LHO-5

NOTE: 1. DRAWING APPROVAL SUBJECT TO VALID TYPE TEST REPORTS, TO BE CHECKED DURING ACCEPTANCE TESTS
2. FOR EPC CONTRACTS ONLY

Chief Engineer/Projects
APTRANSCO/VS/Vijayawada.

REV.0, DATED: 06.10.2023

BILL OF MATERIALS

AMARA RAJA POWER SYSTEMS LIMITED

CUSTOMER: APTRANSCO

S. O. NO: 5200009549

LINE NO: 30

CHARGER RATING: 220VDC/10A FC & 16A FCBC WITH DCDB SUITABLE FOR BOTH VRLA/NVRLA Battrry

29	-MOV401,-MOV402,-MOV403,-MOV404,-MOV405,	MOV-40V-14mm		12	NOS	Epcos			
30	-P3	DC ammeter-100-0-100mA-1.5-240D		1	NOS	Beemet-DVF96			
31	-P4	DC ammeter-75-0-75A/75mV-1.5-240D		1	NOS	Beemet--DVF-96			
32	-P401,-P501,-P1,-P2	MFM_500VDC_75mVDC_Aux:80-300VAC/DC_CL1%		4	NOS	EDC1100-96X96SQ.MM			
33	-P402	MFM_500V AC_5A AC_Aux:80-300VAC/DC_CL1%		1	NOS	OM1300-96X96SQ.MM			
34	-PB1*,-PB2*,-PB3*	PB-contact block-1NC		3	NOS	RB2-BE-102			
35	-PB1*,-PB2*,-PB3*	PB-contact block-1NO		5	NOS	RB2-BE-101			
36	-PB1,-PB2,-PB3	PB-activator-shrouded-22.5mm-black		3	NOS	RCB2-BA2			
37	-PC1	PCB-MST-ACDB-48VDC		1	NOS	AREPL-P02018202			
38	-PC2,-PC405,-PC504,-PC506,-PC6,-PC8	PCB-PLA-RELAY-260VDC-2C/OCONT.		6	NOS	AREPL-P02002015			
39	-PC4	PCB-PLA-RELAY-12VDC-3C/O CONT.		1	NOS	AREPL-P02002000			
40	-PC401*,-PC501*	PCB-POWERSUPPLYBD-6P		2	NOS	AREPL-P02009011			
41	-PC401*,-PC501*	PCB-REGCTRL-6P-220V		2	NOS	AREPL-P02009022			
42	-PC401*,-PC501*	PCB-GATE PULSE DRIVE-6P		4	NOS	AREPL-P02009031			
43	-PC401,-PC501	PCB-CHGR-6P-MOTHERBD		2	NOS	AREPL-P02009000			
44	-PC402,-PC502	PCB-Snubber bd for i-C/D		2	NOS	ARE12001334			
45	-PC403,-PC503,-PC409,-PC508	PCB-FUSE FAIL-SENSE BD-220V-AREL		4	NOS	P22004244~0			
46	-PC404,-PC3,-PC7	PCB-VOLTAGEDETECTORBd-260VDC		3	NOS	AREPL-P02008202			
47	-PC406	PCB-RELAY-SPP-OEN		1	NOS	AREPL-P02018400			
48	-PC407,-PC505	PCB-FILTER-1MFD-10K-10W		2	NOS	AREPL-P02001109			
49	-PC408,-PC507	PCB-MST-Short circuit board-220VDC		2	NOS	AREPL-P02018265			
50	-PC5	EFD Module-220V		1	NOS	ARPSL			
51	-PC9	PCB-CURLIMIT-INT-260VDC		1	NOS	AREPL-P02008405			
52	-Q(2-7)	MCB-20A-2P-DC		6	NOS	Schn-A9N61532-6ka			
53	-Q(401-2)Aux,-Q(501-2)Aux,-Q1Aux	Auxiliary switch(1NO/1NC)-CVS 100-630		10	NOS	Schneider-29450			
54	-Q(8-25)	MCB-10A-2P-DC-10KA		18	NOS	SCHN-A9N61528			
55	-Q1	MCCB-3P-25KA-63A-415 VAC		1	NOS	Schneider-LV510305			
56	-Q26	MCB-63A-2P-DC-10ka		1	NOS	SCHN-A9N61539			

NOTE: 1. DRAWING APPROVAL SUBJECT TO VALID TYPE TEST REPORTS, TO BE CHECKED DURING ACCEPTANCE TESTS
2. FOR EPC CONTRACTS ONLY

Drawing approval subject to valid vendor registration

AMARA RAJA POWER SYSTEMS LIMITED		REV.0, DATED: 06.10.2023	
BILL OF MATERIALS			
CUSTOMER: APTRANSCO			
S. O. NO: 5200009549			
LINE NO: 30			
Chief Engineer/Projects			
APTRANSCO/VS/Vijayawada.			
CHARGER RATING: 220VDC/10A FC & 16A FCBC WITH DCDB SUITABLE FOR BOTH VRLA/NVRLA Battray			
57	-Q401,-Q501	MCCB-16A-AC-25KA-415VAC-3P	2 NOS LV510300N
58	-Q402,-Q502	MCCB-3P-25KA-32A-415 VAC	2 NOS Schneider-LV510302
59	-R(5-29)	Resistor-68K-2W-5%-wire wound	25 NOS STDVendor
60	-R1 (2 in series each)	Resistor-variable-2.5K-25W-Wire wound	2 NOS STDVendor
61	-R2, -R31	Resistor-1K-2W-5%- Wire wound	2 NOS STDVendor
62	-R3,-R4(2 IN SERIES)	Resistor-2.5K-25W-5%-wire wound	4 NOS STDVendor
63	-R30	POT-panel mount-100K-2W-10T	1 NOS BOURNS-3590-S2-104L
64	-R401,-R501,-R502,-R(503,505,506)	POT-panel mount-20K-3W-1T	6 NOS POTEL
65	-R403,-R504	Resistor-10K-10W-5%-wire wound	2 NOS Diagram
66	-R404,-R405,-R406	Resistor-12K-25W-5%-wire wound	3 NOS STDVendor
67	-R407,-R408,-R402	Resistor-5K-5W-5%-wire wound	3 NOS STDVendor
68	-S(401-403)	Toggle switch-pm-SPST-ON/OFF-10A	3 NOS RECOM-RT121B
69	-S501,-S503	Rotary switch-6A-2P-3W-DC	2 NOS SAL-61069SAB13TDYR
70	-S502	Rotary switch-6A-2P-2W-ACDC	1 NOS Sal-61038SAB13TDYR
71	-SC1	SOCKET-3PIN-5A	1 NOS Anchor
72	-SCR(401-406/501-506)	Dual SCR Block-Slow-27A-1600V	6 NOS NAINA
73	-SCR(401-406/501-506)*	Heat sink-PI-80AD-200mm	2 NOS Standard Vendor
74	-SH1,-SH2	Shunt-75A/75mV- ±0.5%	2 NOS Beemet
75	-SH401-2,-SH501-2	Shunt-25A/75Mv, ±1%	4 NOS Beemet
76	-T401	Charger I/P Xformer-415V/136.2V,3.34KVA	1 NOS ARP-AT-5439
77	-T402,-T502	Control Xformer-415V/2 x 23.5V-0.16KVA	2 NOS ARP-AT-3696
78	-T501	CHARGER I/P XFR-415V/166.08V,6.51KVA	1 NOS ARP-AT-5789
79	-TD1	TD_100-0-100mA/4-12-20mA_1/P&O/P_85-230	1 NOS ET08-117005500J000
80	-V2	Diode-Forward-12A-1200V-stud	1 NOS RIR-12FM120
81	-V2*	Bus bar-aluminium-50x6sqmm	1 KG Standard Vendor
82	-V3	Diode-GP-3A-1000V-DO-27/DO-201AD	1 NOS Vishay:1N5408-E3/54
83	-V401*,-V501*,-V1*	Heat sink-PI-20-150mm	3 NOS STD Vendor
84	-V401,-V501,-V1	Diode-Forward-70A-1200V-stud	3 NOS RIR-70HM120
85	-V402,-V502	Diode-GP-1A-1000V-SOD-81-IN4007	2 NOS Vishay:1N4007-E3/54

NOTE: 1. DRAWING APPROVAL SUBJECT TO VALID TYPE TEST REPORTS, TO BE CHECKED DURING ACCEPTANCE TESTS
2. FOR EPC CONTRACTS ONLY

BILL OF MATERIALS					
AMARA RAJA POWER SYSTEMS LIMITED					
REV.0, DATED: 06.10.2023					
CUSTOMER: APTRANSCO					
S. O. NO: 5200009549					
LINE NO: 30					
CHARGER RATING: 220VDC/10A FC & 16A FCBC WITH DCDB SUITABLE FOR BOTH VRLA/NVRLA Battry					
86	-X(2-25)	Terminal Block-Power-76A-Single-M5	48	NOS	ELMEX-CBTM5
87	-X(26-31,X(402-403),-X501	Terminal block-power-57A-single-studtype	55	NOS	Elmex-KBT M4
88	-X1,-X401	Terminal block-power-110A-single	7	NOS	ELMEX-CBT110
89	Ground Bus Bar	Bus bar-copper-25x6sqmm	1	KG	STD VENDOR
90	Fuse Fail Sense Bd Crimps	Crip terminal-suitable for 2132813 model	16	NOS	TYCO-1744201-1/16-20
91	Fuse Fail Sense Bd Crimps	Connector-molex-crip terminal-F-2478	8	NOS	MOLEX:8500105
92	Ground Bus Bar	Bus bar-copper-25x6sqmm	1	KG	STD VENDOR

Drawing approval subject to valid vendor registration

Chief Engineer/Projects
APTRANSCO/VS/Vijayawada.

NOTE: 1. DRAWING APPROVAL SUBJECT TO VALID TYPE TEST REPORTS, TO BE CHECKED DURING ACCEPTANCE TESTS
 2. FOR EPC CONTRACTS ONLY

Drawing approval subject to valid vendor registration

FRONT PANEL DESCRIPTION DETAILS	
CKT.DES	DESCRIPTION
BZ	BUZZER
FD1	FACIA DISPLAY
H401-403	AC MAINS ON
H404	FC ON
H501	FCBC ON
LED1	INCOMER ON LED
LED2-25	FEEDER ON LEDS
P401/501	DC MULTIFUNCTION METER (FC/FCBC)
P402	AC MULTIFUNCTION METER (FC/FCBC)
P1	BATTERY MULTIFUNCTION METER
P2	LOAD MULTIFUNCTION METER
P3	EARTH LEAKAGE AMMETER
P4	BATTERY CHARGER/DISCHARGE AMMETER
PB1	TEST PUSH BUTTON
PB2	ACCEPT PUSH BUTTON
PB3	RESET PUSH BUTTON
Q401/501	AC INPUT CIRCUIT BREAKERS (FC/FCBC)
Q402/502	DC OUTPUT CIRCUIT BREAKERS (FC/FCBC)
Q1	BATTERY INPUT CIRCUIT BREAKER
Q2-25	DCDB OUTPUT CIRCUIT BREAKERS
Q26	DCDB INPUT CIRCUIT BREAKER
R401/501	FLOAT VOLTAGE ADJUST POT (FC/FCBC)
R502	BOOST VOLTAGE ADJUST POT
R503	EQUALIZE ADJUST POT
R505	BOOST VOLTAGE ADJUST POT
R506	FLOAT VOLTAGE ADJUST POT
R30	BATTERY CURRENT LIMIT ADJUST POT
S401	SPACE HEATER POWER SUPPLY SWITCH
S402	DOOR LAMP POWER SUPPLY SWITCH
S403	SOCKET POWER SUPPLY SWITCH
S501	MODE SELECTOR SWITCH
S502	BATTERY SELECTOR SWITCH
S503	MODE SELECTOR SWITCH

CONSTRUCTION DETAILS

1. TYPE OF CONSTRUCTION : FOLDED SHEET STEEL (MILD STEEL)
2. SHEET THICKNESS
 FRAME : 2.5mm
 DOORS & COVERS : 2mm
3. PAINT SHADE
 FRAME : 631 OF IS:5 (BOTH EXTERIOR & INTERIOR)
 DOORS & COVERS
 EXTERIOR : 631 OF IS:5 (STRUCTURE)
 INTERIOR : 631 OF IS:5 (STRUCTURE)
 BOTTOM CHANNELS : RAL-9005 (STRUCTURE)
 COMPONENT MOUNTING PLATES : RAL-9003 (GLOSSY)
4. PROTECTION CLASS : IP-42
5. COMPONENT ACCESSIBILITY : FRONT & REAR
6. CUSTOMER CABLE ENTRY POSITION : FRONT BOTTOM
7. EARTH POINT LOCATION : SIDE BACK
8. AISLE SPACE REQUIRED FOR INSTALLATION
 FRONT & REAR : 1.0mtr
 SIDES : 0.30mtr
9. LOUVERS SHOWN ARE TENTATIVE MAY VARY DURING DETAILED ENGINEERING STAGE

Chief Engineer/Projects
APTRANSCO/VS/Vijayawada.

DRG No. : GAD-30-5200009549	TITLE : GENERAL ARRANGEMENT DRAWING OF 220V /0A FC & 16A FCBC WITH DOBB
SALE ORDER No. : 5200009549	REV. : 0 THIS. 2
	LOC. : NEXT --



PROJECT : M/S AP TRANSCO
 CUSTOMER : SHILPA ELECTRIFICATION
 CONSULTANCY : ---
 PO No. : Shilpa@amaraaramPO-30/023-24..DATE:22.08.2023

DATE	06-04-2023	SIGN	
DRAWN	VASU		
CHKD.	RAM		
APPD	GJN		
DATE	APPD	REMARKS	
REV	ECC		

All Dimensions are in mm.
 General Tolerances as per ISO 2768 - C