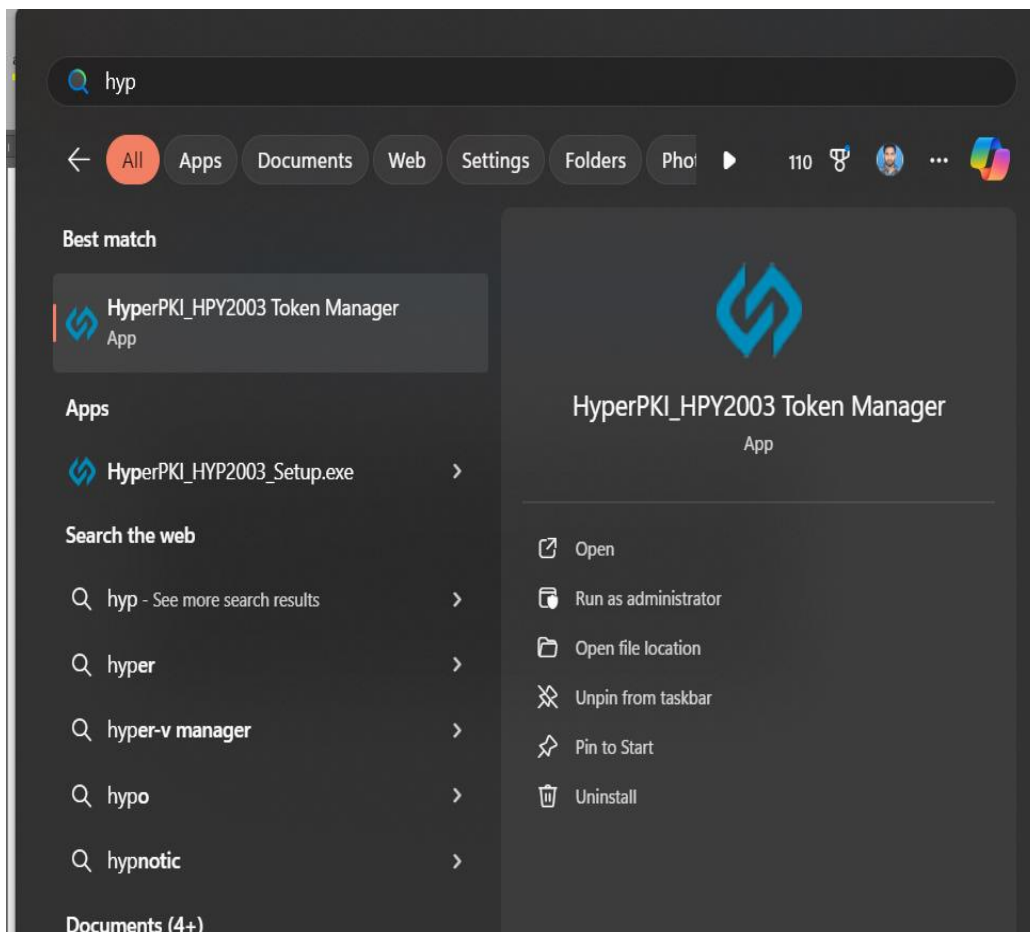


DSC Key Registration in eOffice 7.x for APTRANSCO Employees in State Instances:

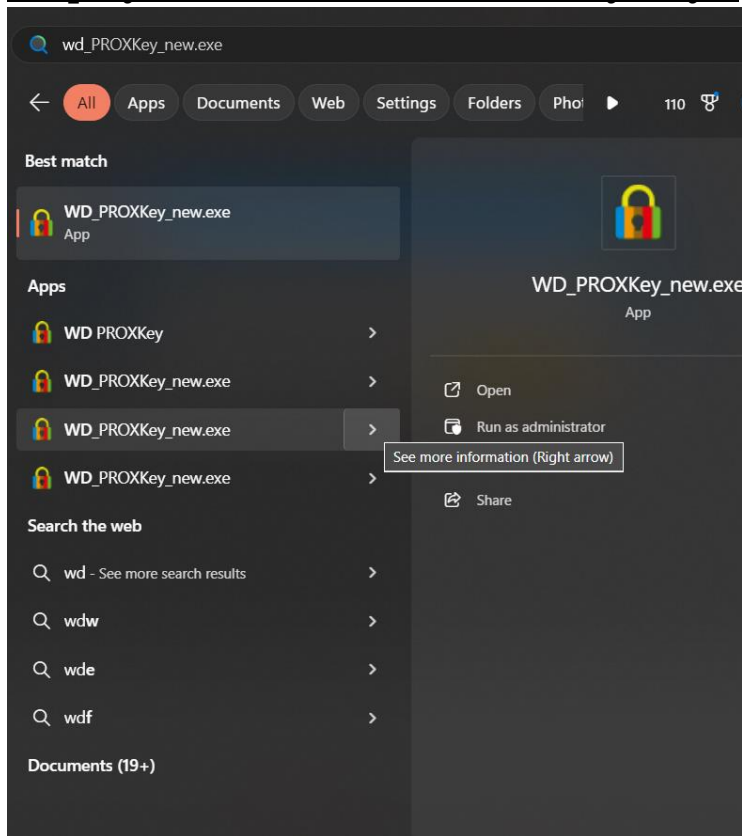
- 1) URL Verification: <https://eoffsigner.eoffice.gov.in:55103/check/isLive>
Please click the above URL in your “Firefox” browser and check for the message below.
(For DSC 7.0.2 Signer installation, go to <https://www.ap.gov.in/assets/images/eOffice-Dsc-Windows.zip>)



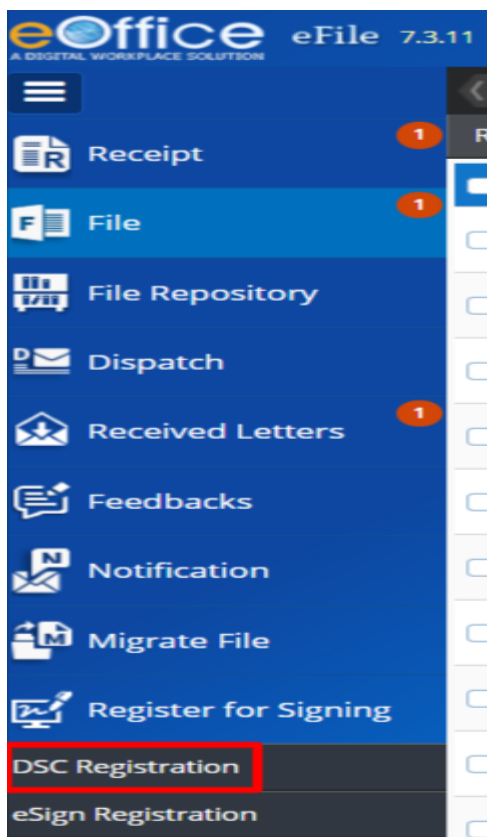
- 2) After successful signer verification, please insert your DSC key.
Check if the app below is available on your DESKTOP
(i) Employees with Epass 2003 or Hyper PKI Token:



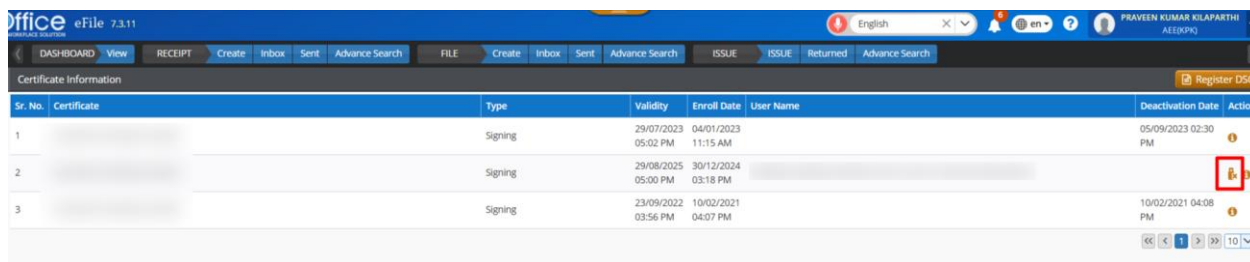
(ii) Employees with Watch Data Proxy Keys:



3) Please log in to your eOffice through the URL “eoffice.ap.gov.in.”
After successful login,
Click eFile → Register for Signing → DSC Registration.

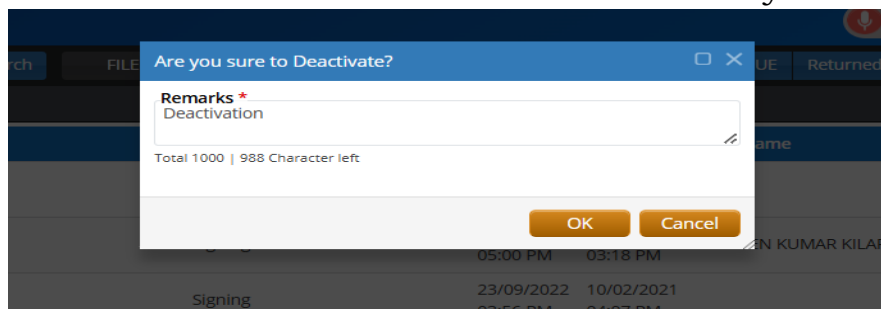


4) First, please deactivate any linked DSC key associated with your eOffice account.



Sr. No.	Certificate	Type	Validity	Enroll Date	User Name	Deactivation Date	Action
1		Signing	29/07/2023 05:02 PM	04/01/2023 11:15 AM		05/09/2023 02:30 PM	
2		Signing	29/08/2025 05:00 PM	30/12/2024 03:18 PM			
3		Signing	23/09/2022 03:56 PM	10/02/2021 04:07 PM		10/02/2021 04:08 PM	

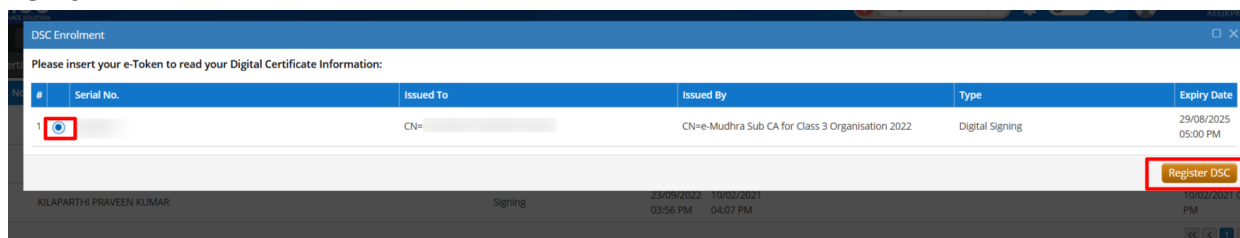
Give the remarks and deactivate the DSC Key



SUCCESS
Certificate de-activated successfully.

After the above message, re-register your DSC key

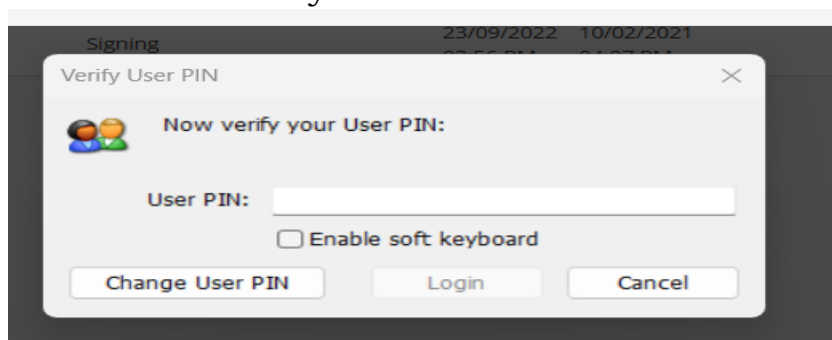
5) Click  >>



#	Serial No.	Issued To	Issued By	Type	Expiry Date
1		CN-	CN=e-Mudhra Sub CA for Class 3 Organisation 2022	Digital Signing	29/08/2025 05:00 PM

Register DSC

Enter the DSC Key PIN



DSC Registration

The user details in Digital Signature certificate differs from the details available in eOffice. If u wish to proceed with this, the mismatch will be denoted by a (i) icon against your Digital Signature in eFile notes.

eOffice User Details	DSC Details
Name PRAVEEN KUMAR	PRAVEEN KUMAR

I agree to continue registration with the above details mismatch.

Note: Kindly contact eOffice Admin to update your eOffice User Details (Name) as per your DSC Signature details.

After this, click check box and “ ”

DSC registration has been successful, and the following message will appear on the screen

Success
DSC registered successfully